

Greenbelt City Council Budget Work Session

**Wednesday
April 5, 2017
7:30 p.m.**

**Springhill Lake
Recreation Center**

**7:30 p.m. – Grants &
Contributions and Museum**

**8:30 p.m. – Police and Greenbelt
Volunteer Fire Department &
Rescue Squad**



Off-Duty Response 2016

<u>Call Type</u>	<u>Total</u>	<u>Call Type</u>	<u>Total</u>
Part Time	2,884	Intoximeter	13
Assist Citizen	221	Threats	13
Accidents	208	Burglary	12
ERO Inspection	171	Mental Subject	12
Suspicious Person	127	SHA Notification	12
Traffic Stop	95	Commercial Veh. Inspection	11
Disorderly	85	Man Down	11
Domestic	85	Shots Fired	9
Dispute	81	Traffic Complaint	9
Theft	71	Attempt to Locate	7
Assist Other Agency	64	Cutting	7
Special Assignment	64	Stolen Vehicle	7
Alarms	58	Trespassing	7
Suspicious Vehicle	55	CDS Violation	6
Disabled Vehicle	54	Death Investigation	6
Animal Complaints	52	Harassment	6
ERU Detail	52	Juvenile Complaint	6
Notification	52	Sex Offense	6
Parking Complaint	47	Supplemental Information	6
Shoplifting	43	Fire	5
Fight	36	Property Damaged	5
Investigation	34	Unknown Trouble	5
Fraud	33	Lojack Hit	4
Noise Complaint	33	Recovered Stolen Vehicle	4
911 Hangup	32	Traffic Detail	4
Premise/Area Checks	28	Unwanted Guest	4
Property Lost	28	Evidence	3
Injured Sick Person	27	Loitering	3
Welfare Check	27	Officer in Trouble	3
Lock Out	25	Open Door	3
Missing Person	25	Shooting	3
Armed Subject	23	Unattended Child	3
Intoxicated Subject	23	Escort	2
Property Found	22	Warrant Service	2
Suicide Attempted	22	Child Abuse	1
Assist Fire Dept	20	Kidnapping	1
Assault	17	Paper Service	1
Robbery	17	Tampering	1
K-9 Use	16		
Vandalism	14		

TOTAL OFF-DUTY RESPONSES: 5,294



Off-Duty Response 2016

<u>Call Type</u>	<u>Total</u>	<u>Call Type</u>	<u>Total</u>
911 Hangup	32	Missing Person	25
Accidents	208	Noise Complaint	33
Alarms	58	Notification	52
Animal Complaints	52	Officer in Trouble	3
Armed Subject	23	Open Door	3
Assault	17	Paper Service	1
Assist Citizen	221	Parking Complaint	47
Assist Fire Dept	20	Premise/Area Checks	28
Assist Other Agency	64	Property Damaged	5
Attempt to Locate	7	Property Found	22
Burglary	12	Property Lost	28
CDS Violation	6	Part Time	2,884
Child Abuse	1	Recovered Stolen Vehicle	4
Commercial Veh. Inspection	11	Robbery	17
Cutting	7	Sex Offense	6
Death Investigation	6	SHA Notification	12
Disabled Vehicle	54	Shooting	3
Disorderly	85	Shoplifting	43
Dispute	81	Shots Fired	9
Domestic	85	Special Assignment	64
ERO Inspection	171	Stolen Vehicle	7
ERU Detail	52	Suicide Attempted	22
Escort	2	Supplemental Information	6
Evidence	3	Suspicious Vehicle	55
Fight	36	Suspicious Person	127
Fire	5	Tampering	1
Fraud	33	Theft	71
Harassment	6	Threats	13
Injured Sick Person	27	Traffic Complaint	9
Intoxicated Subject	23	Traffic Detail	4
Intoximeter	13	Traffic Stop	95
Investigation	34	Trespassing	7
Juvenile Complaint	6	Unattended Child	3
K-9 Use	16	Unknown Trouble	5
Kidnapping	1	Unwanted Guest	4
Lock Out	25	Vandalism	14
Loitering	3	Warrant Service	2
Lojack Hit	4	Welfare Check	27
Man Down	11		
Mental Subject	12		

TOTAL OFF-DUTY RESPONSES: 5,294



Greenbelt Police Department

2016 Citizen Attitude and Opinion Survey



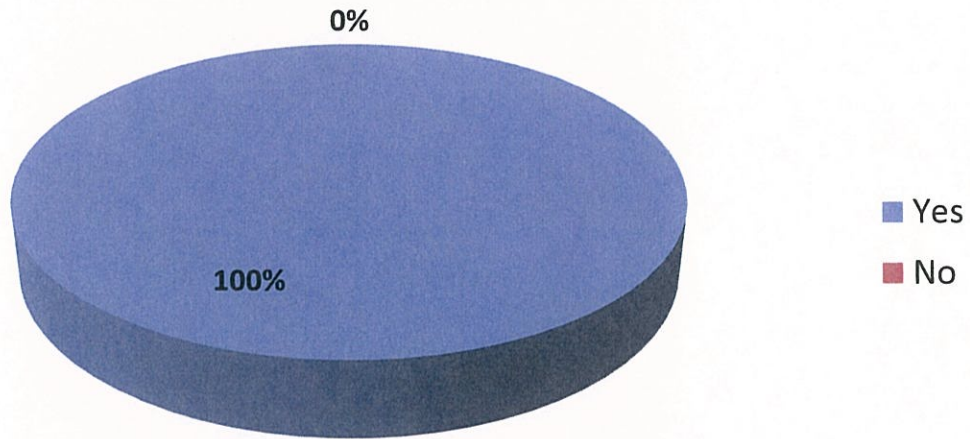
During calendar year 2016, the Greenbelt Police Department conducted random surveys of victims of crimes and individuals stopped for minor traffic violations. The purpose of the surveys is two-fold; First, citizens were asked to provide a report card on how officers interact with the public on a daily basis. Secondly, it allows citizens who live, work or travel through the City of Greenbelt to voice concerns about the Department or issues in the community. The Citizen Contact Surveys and Traffic Surveys are sent out monthly to provide “fresh” data to ensure the Chief of Police and Command Staff are kept abreast of individual concerns.

The Department randomly surveyed (480) people in 2016, forty (40) each month, who have had contact with the agency either by way of a traffic stop or by contacting the Department to report an incident. The return was 8% (20) for Traffic Surveys and 10% (25) Citizen Contact Surveys. While not scientific, the survey is a legitimate tool to assess how the Department is serving the community.

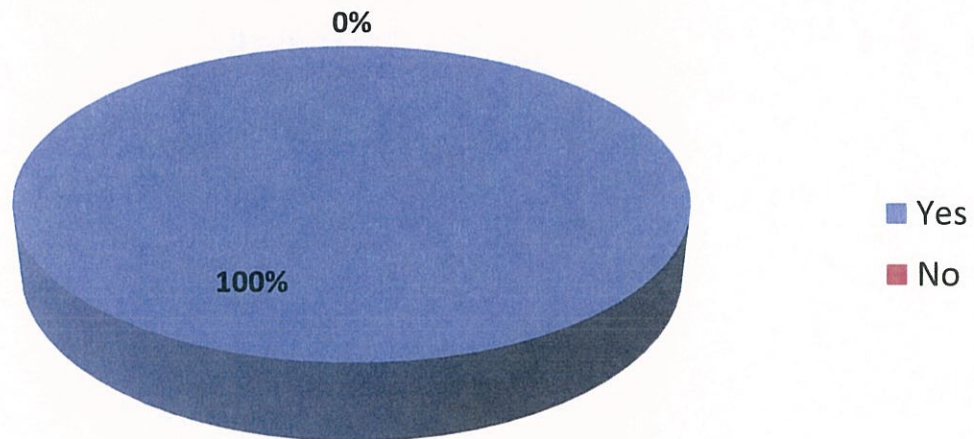
The purpose of this report is to provide a compilation of data from the Citizen Contact Surveys and Traffic Surveys received during 2016. The Citizen Contact Surveys provided the following:

Reports made to the police department:

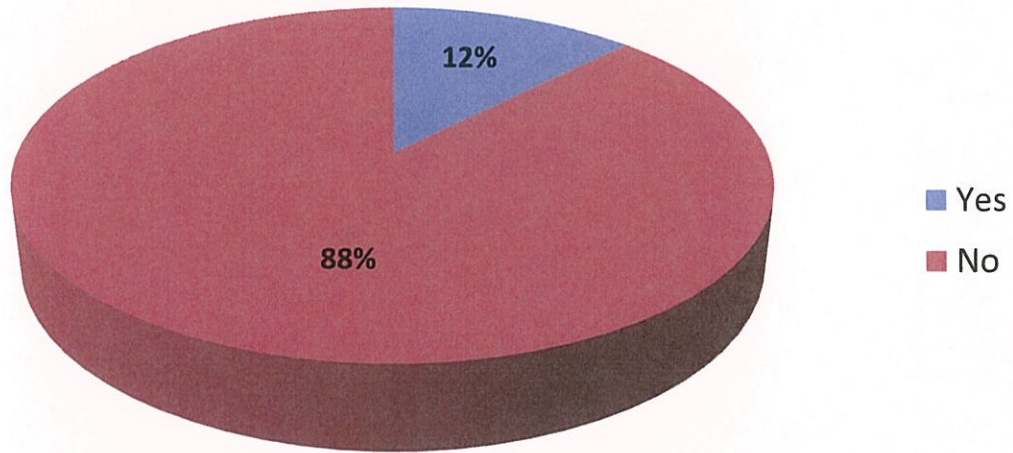
Was your phone call to Communications answered in a timely manner?



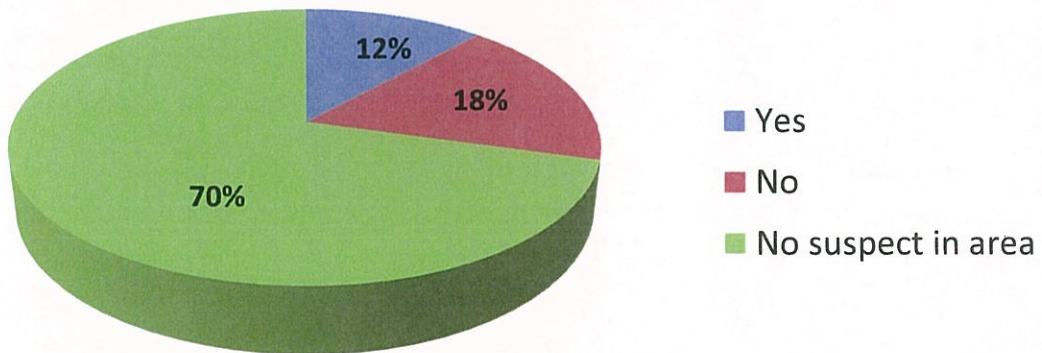
Was the Communications Specialist who answered your call polite?



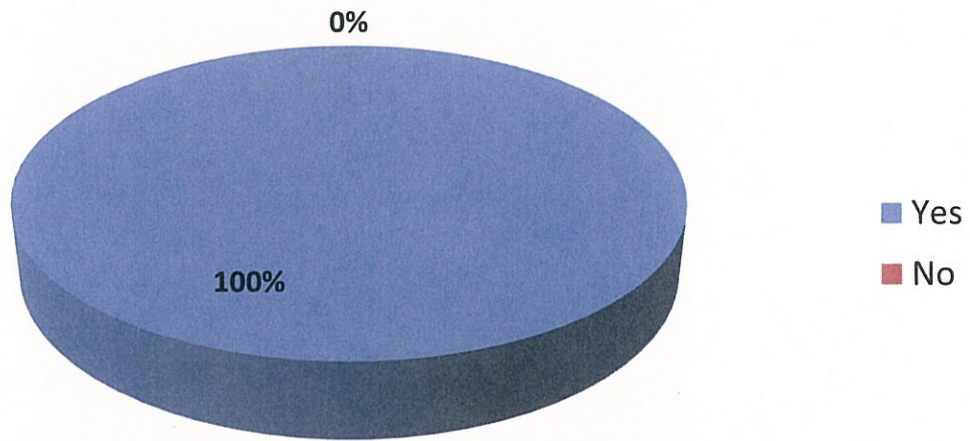
Was your call an emergency call?



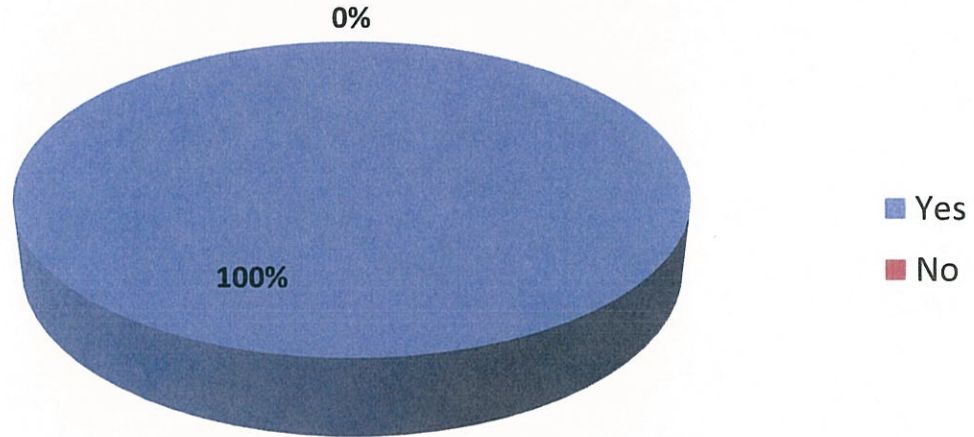
If your call was an emergency call, did the Communication Specialist keep you on the phone until Officer(s) arrived?



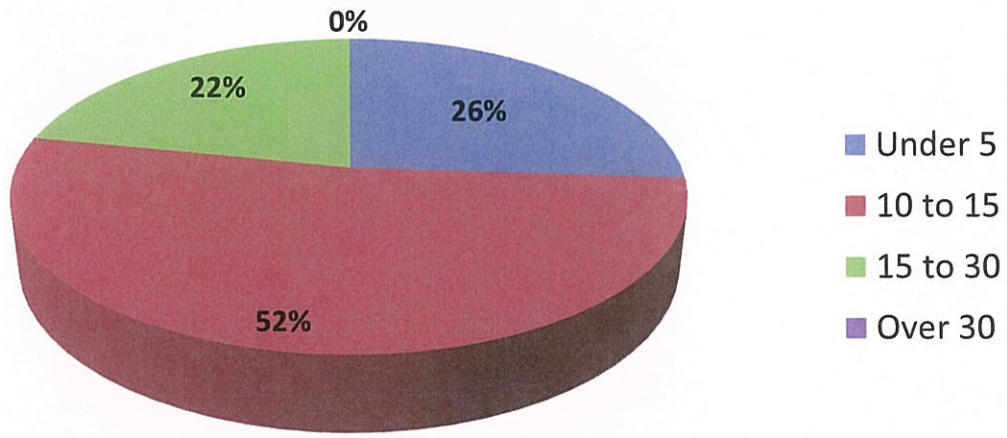
Did the Officer present a professional demeanor?



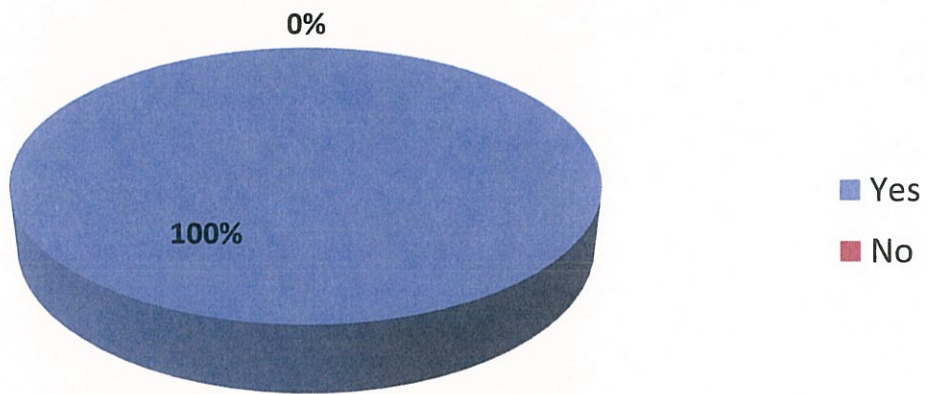
Was the officer courteous and understanding to your circumstances?



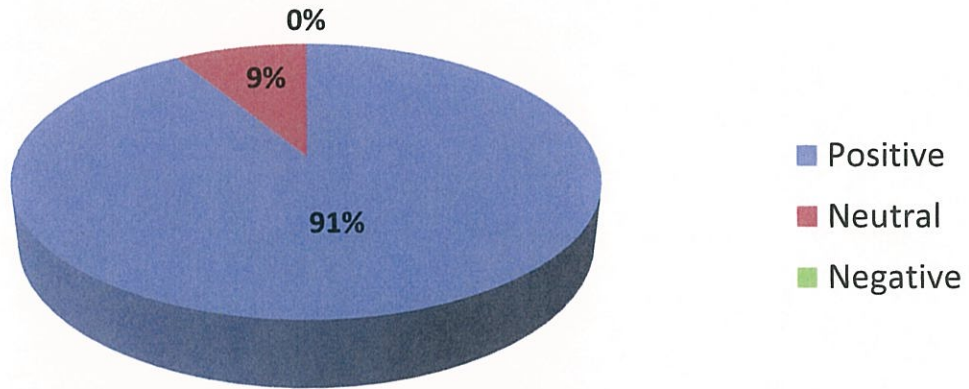
How long did it take for the officer(s) to arrive in minutes?



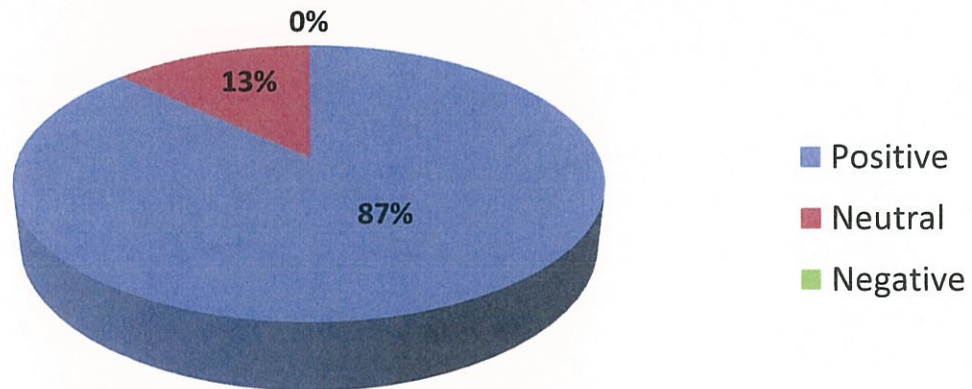
Did the officer communicate well with you about crime reporting and your particular incident?



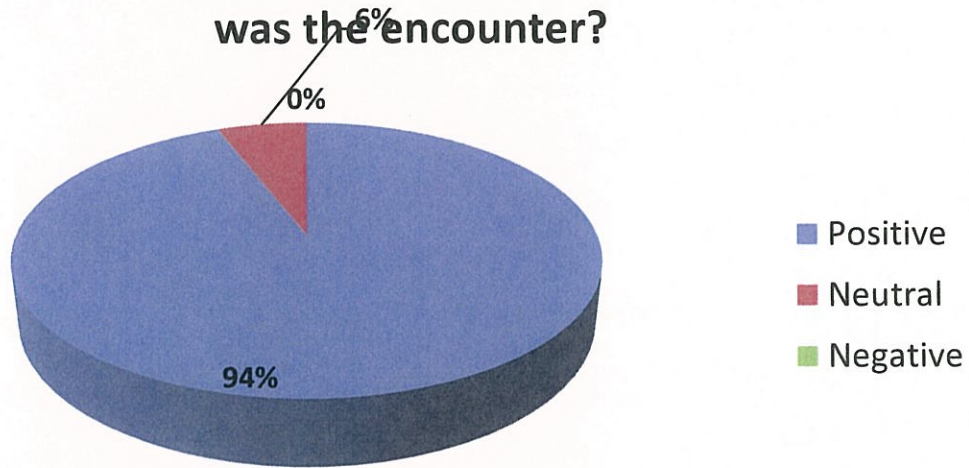
After your encounter with the Greenbelt officer what opinion do you have about the officer?



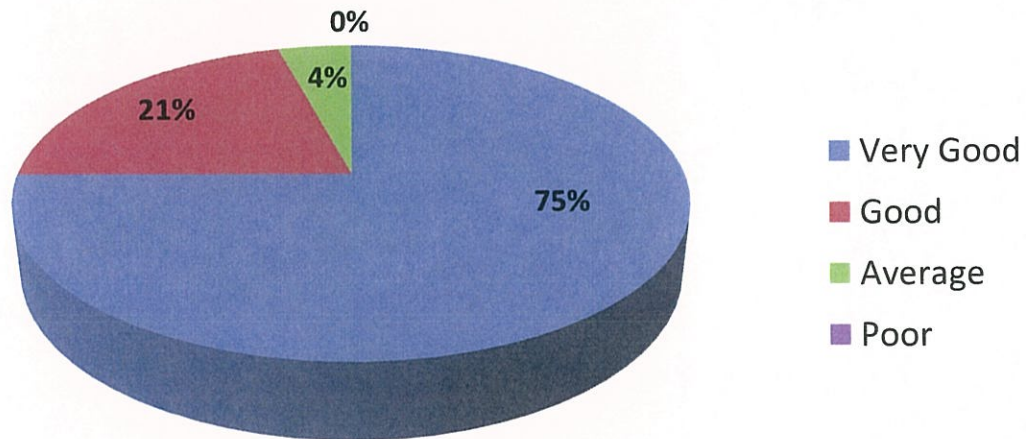
After your encounter with the Greenbelt officer what opinion do you have about the Greenbelt Police Department?



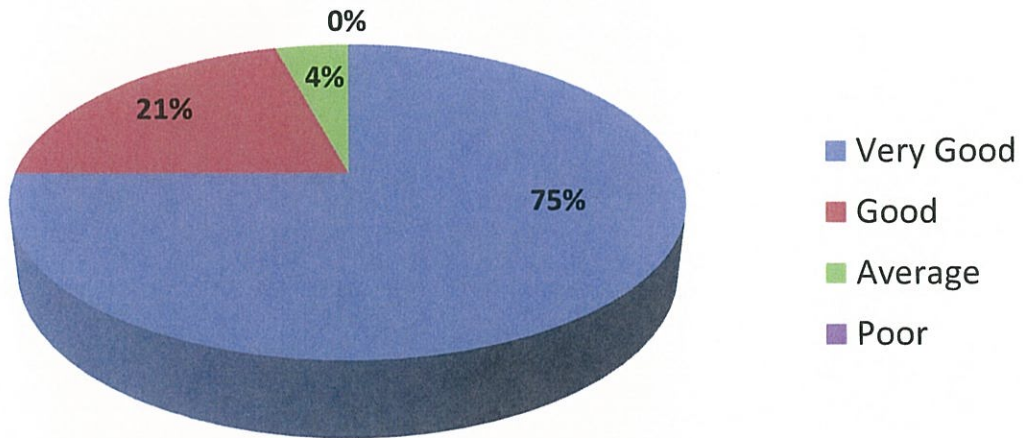
Have you ever had a previous encounter with the Greenbelt Police Department, if so how was the encounter?



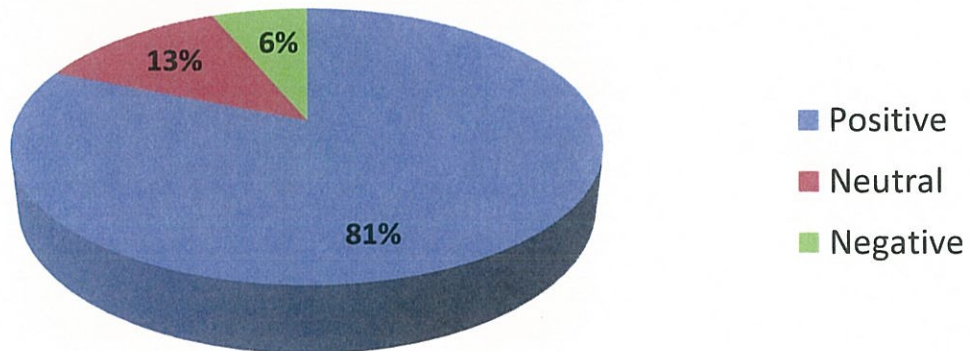
How do you rate the overall performance of the Greenbelt Police Department?



How do you rate the overall competence of agency employees?

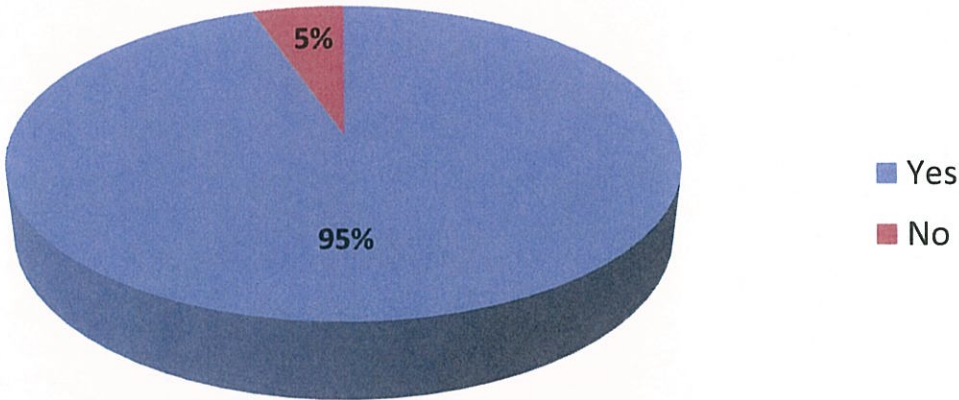


If you have had contact with other personal within the Department what impression did you have?

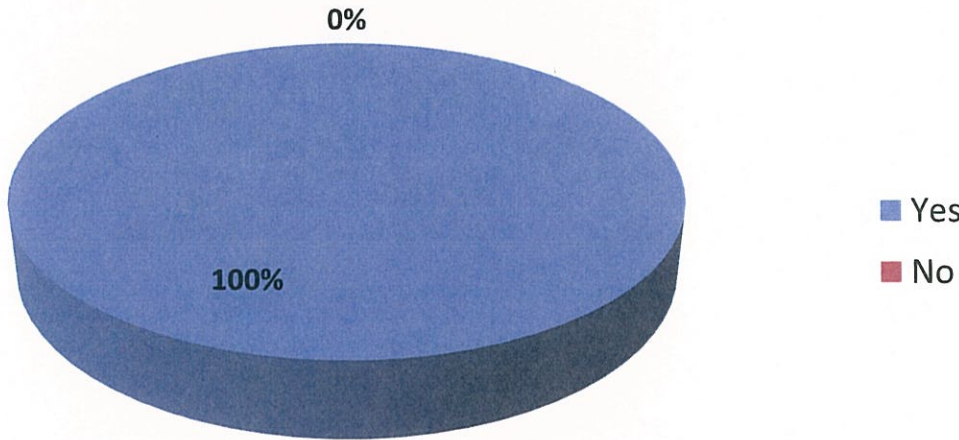


RESULTS OF CITIZEN CONTACT SURVEY--TRAFFIC STOPS

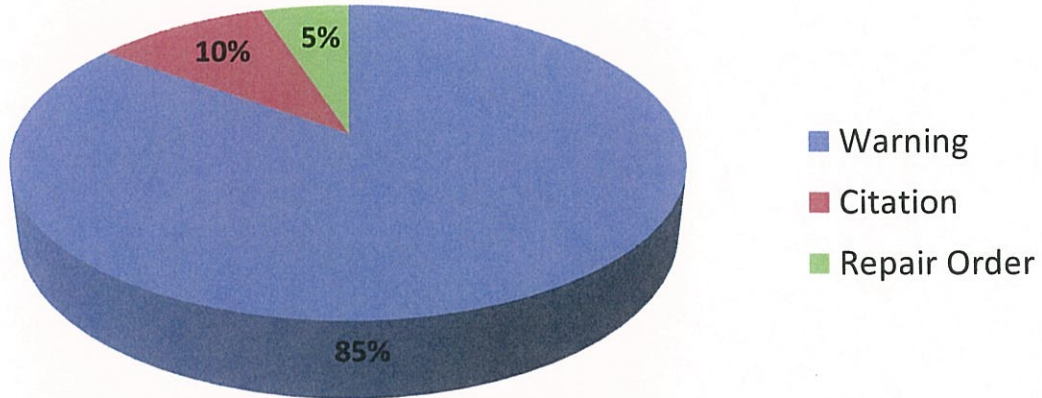
Was the officer's appearance professional in nature?



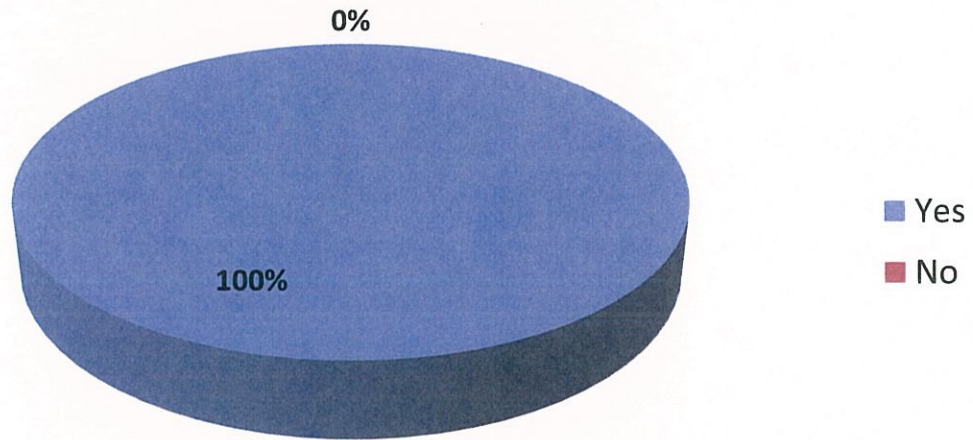
Was the officer courteous and explained the reason you were stopped?



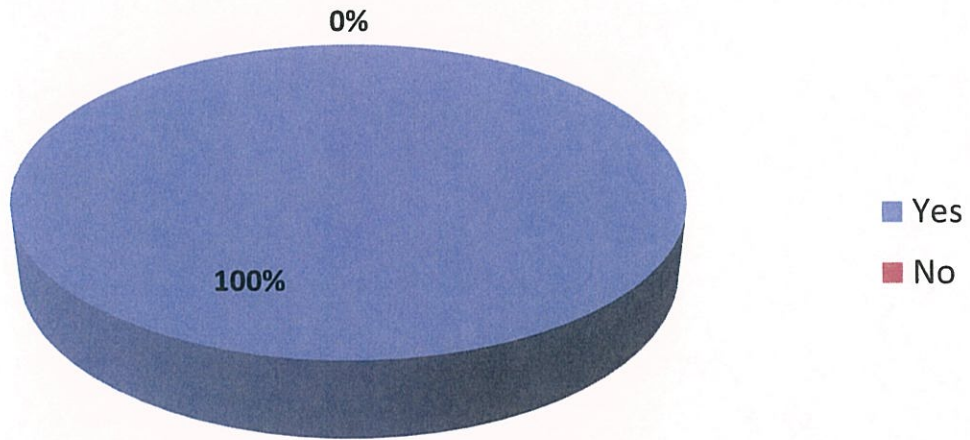
Were you issued a warning, citation or repair order?



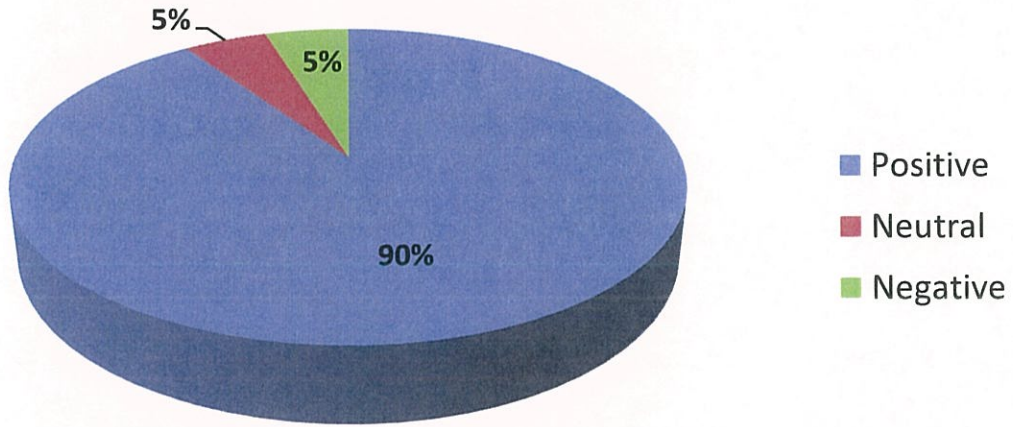
Did the officer explain the warning, citation, or repair order to you?



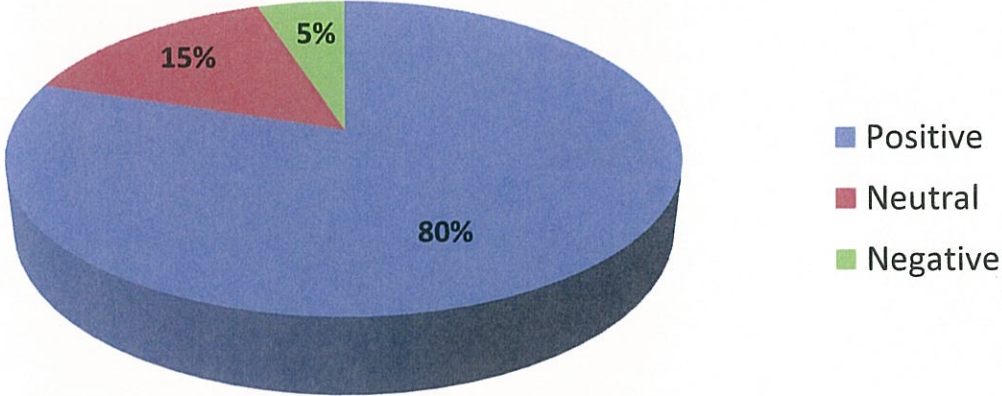
Did the officer answer the questions you asked?



After your traffic stop what opinion do you have of the officer?



After your traffic stop what opinion do you have of the Greenbelt Police Department?



GREENBELT POLICE DEPARTMENT

VEHICLE INVENTORY

3/24/2017

Individually Assigned Vehicles									
	UNIT	YEAR	MAKE & MODEL	MARKED	MARKED	SERIAL NUMBER	TAG#	OFFICER	CURRENT
	#			YES	NO				MILEAGE
1	800	2008	CHEV IMPALA	X		2G1WS553181264115	MG3326	OFFICER (S-TOP)	121,500
2	804	2008	CHEV IMPALA	X		2G1WS553981265402	MG3330	OFFICER (S-TOP)	68,654
3	810	2009	CHEV IMPALA	X		2G1WS57M791302521	MG3335	OFFICER	124,702
4	811	2009	CHEV IMPALA	X		2G1WS57M991303556	MG3334	OFFICER	100,001
5	812	2009	CHEV TAHOE		X	1GNEC03009R273447	MG3331	YANKOWY	115,002
6	813	2009	CHEV TAHOE	X		1GNEC03089R272935	MG3333	DEFIBAUGH	120,448
7	821	2010	CHEVY IMPALA	X		2G1WD5EM0A1202620	MG3346	ROBERSON	84,417
8	824	2011	CHEVY IMPALA	X		2G1WD5EM8B1290740	MG3352	OFFICER	91,172
9	825	2011	CHEV IMPALA	X		2G1WD5EM4B1291383	MG3351	BOWNE	74,200
10	826	2011	CHEV IMAPALA	X		2G1WD5EM8B1290804	MG3350	FINK	63,936
11	828	2011	CHEV IMAPALA	X		2G1WD5EM7B1289109	MG3348	WAGNER	67,600
12	829	2011	CHEV TAHOE	X		1GNLC2E09BR320416	MG3347	CRESSMAN	133,564
13	830	2011	CHEVY IMPALA		X	2G1WD5EM6B1288226	1AK6064	LIEUTENANT	60,213
14	831	2011	CHEVY IMPALA		X	2G1WD5EM4B1289231	1AK6063	OFFICER UNMARKED	116,376
15	832	2012	CHEVY IMPALA		X	2G1WD5E36C1291572	7AT1404	OFFICER UNMARKED	60,737
16	833	2012	CHEVY CAPRICE	X		6G1MK5U34CL666354	LG95897	BROWN	80,864
17	834	2012	CHEVY CAPRICE	X		6G1MK5U35CL666394	LG95898	WOOTEN	81,687
18	835	2012	CHEVY CAPRICE	X		6G1MK5U32CL666465	MG3353	OFFICER	100,001
19	836	2012	CHEVY CAPRICE	X		6G1MK5U38CL666468	LG95899	GRANGER	55,176
20	837	2013	CHEVY TAHOE	X		1GNLC2E05DR345526	MG3354	KAYTON	79,600
21	838	2013	CHEVY TAHOE	X		1GNLC2E0XDR348812	MG3355	K9 OFFICER	41,702
22	839	2013	CHEVY IMPALA		X	2G1WD5E3XD1260942	1BE6516	LEE	89,994
23	840	2014	FORD INTER	X		1FM5K8AR3EGA33502	MG3358	POTTS	55,899
24	841	2014	FORD INTER	X		1FM5K8ARXEGA33500	MG3359	LIU	15,217
25	842	2014	FORD INTER	X		1FM5K8AR1EGA33501	MG3357	HOWE	79,000
26	843	2014	FORD INTER	X		1FM5K8AR5EGA33503	MG3356	GUY	27,643
27	845	2014	FORD INTER	X		1FM5K8AR7EGB11330	MG3363	LAUER	39,479
28	846	2014	FORD INTER	X		1FM5K8AR9EGB11328	MG3361	ROSE	52,200
29	848	2014	FORD INTER	X		1FM5K8AR5EGB11326	MG3360	LOWNDES	26,071
30	849	2014	FORD INTER	X		1FM5K8AR7EGB11327	MG3364	SCHURG	53,744
31	850	2015	FORD INTER	X		1FM5K8AR4FGB61586	MG3365	BLADZINSKI	51,800
32	851	2015	FORD INTER	X		1FM5K8AR6FGB61587	MG3366	GULLEDGE	39,521
33	852	2015	FORD FUSION		X	3FA6P0UU9FR208153	3BV7269	SAGAN	22,148
34	853	2015	FORD FUSION		X	3FA6P0UU7FR208152	3BV7270	WHITE	36,034
35	854	2015	FORD FUSION		X	3FA6P0UU5FR208151	3BV7271	MORELAND	43,399
36	855	2015	FORD FUSION		X	3FA6P0UU3FR208150	3BV7272	HOLDEN	51,291
37	857	2015	FORD INTER	X		1FM5K8AR6FGB52386	MG3367	PARSLEY	44,360
38	858	2016	FORD FUSION		X	3FA6P0UU2GR308063	4CF3189	AGUILAR	22,553
39	859	2016	FORD FUSION		X	3FA6P0UU4GR308064	4CF3190	KEMP	29,111
40	862	2016	FORD INTER	X		1FM5K8AR5GGC08271	MG3370	TORRES	14,474
41	863	2016	FORD INTER	X		1FM5K8AR7GGC08272	MG3371	DEWEY	15,906
42	864	2016	FORD INTER	X		1FM5K8AR9GGC08273	MG3372	KEYS	11,246
43	866	2016	FORD INTER	X		1FM5K8AR0GGC08274	MG3373	APGAR	24,164
44	867	2016	FORD INTER	X		1FM5K8AR2GGC08275	MG3374	KELLEY	24,897
45	868	2017	FORD INTER	X		1FM5K8ARXHGB93610	MG3368	KAISER	100
46	869	2017	FORD INTER	X		1FM5K8AR1HGB93611	MG3396	EPPARD	100
47	870	2017	FORD INTER	X		1FM5K8AR3HGB93612	MG3375	HAWKINS-GRAHAM	100

48	871	2017	FORD INTER	X		1FM5K8AR5HGB93613	MG3376	FERNANDEZ	100
49	872	2017	FORD INTER	X		1FM5K8AR7HGB93614	MG3377	ARNOLD	100
50	873	2017	FORD FUSION		X	3FA6P0UUXHR235994	2CT3883	PRACHT	2,354
51	874	2017	FORD FUSION		X	3FA6P0UU1HR235995	2CT3882	PENN	2,343
52	879	2005	CHEV TBLAZER		X	1GNNT13S052286186	451M679	SULLIVAN	69,045
53	880	2005	CHEV TBLAZER		X	1GNNT13SX52289578	451M701	PETERS	115,483
54	893	2007	CHEV IMPALA	X		2G1WS55R879266979	MG3325	OFFICER	91,043
55	894	2007	CHEVY IMPALA	X		2G1WS55RX79262285	MG3324	BROWN	79,624

Single-Purpose Specialty Vehicles

	<u>UNIT</u>	<u>YEAR</u>	<u>MAKE & MODEL</u>	<u>MARKED</u>	<u>MARKED</u>	<u>SERIAL NUMBER</u>	<u>TAG#</u>	<u>PURPOSE</u>	<u>CURRENT</u>
	<u>#</u>			<u>YES</u>	<u>NO</u>				<u>MILEAGE</u>
56	891	2006	CHEV TRUCK		X	1GCHK24U86E152965	MG3315	MECHANIC	148,971
57	898	2007	CHEV IMPALA		X	2G1WS55R579314955	4CTL05	MATHEWS	142,821
58	910		LEASE VEHICLE		X	LEASE	N/A	MARKS	138,000
59	913	1998	CHEV TRUCK	X		1GBJC34R2WF059812	MG3070	EVIDENCE	10,800
60	921	2009	FORD TRUCK		X	1FDXE45P79DA04612	27W440	TAC TEAM	8,100

Support Vehicles

	<u>UNIT</u>	<u>YEAR</u>	<u>MAKE & MODEL</u>	<u>MARKED</u>	<u>MARKED</u>	<u>SERIAL NUMBER</u>	<u>TAG#</u>	<u>PURPOSE</u>	<u>CURRENT</u>
	<u>#</u>			<u>YES</u>	<u>NO</u>				<u>MILEAGE</u>
61	805	2008	CHEV IMPALA		X	2G1WS553481264285	2AEP50	CIU SPARE	101,234
62	808	2009	CHEV IMPALA	X		2G1WS57M591304669	MG3337	SQUAD 4 SPARE	107,408
63	809	2009	CHEV IMPALA	X		2G1WS57M691305684	MG3336	SQUAD 2 SPARE	118,786
64	814	2009	CHEVY TAHOE	X		1GNEC030X9R274492	MG3332	K9 Officer (Vacant)	119,266
65	822	2010	CHEV TAHOE	X		1GNMCAE04AR186850	MG3338	K9 SPARE	120,287
66	823	2010	CHEV IMPALA	X		2G1WD5EM9A1252139	MG3340	PATROL SPARE	129,411
67	876	2005	FORD CROWN		X	2FAHP71W65X109992	MXW275	SOD SPARE	105,324
68	881	2005	CHEV TBLAZER		X	1GNNT13S452286532	451M678	ADMIN SPARE	100,001
69	895	2007	CHEV IMPALA	X		2G1WS55R279268386	MG3313	SQUAD 3 SPARE	97,300
70	899	2007	CHEV IMPALA		X	2G1WS55R979311895	4CTL04	OFFICER UNMARKED	141,990


Miscellaneous Equipment

	<u>UNIT</u>	<u>YEAR</u>	<u>MAKE & MODEL</u>	<u>MARKED</u>	<u>MARKED</u>	<u>SERIAL NUMBER</u>	<u>TAG#</u>	<u>PURPOSE</u>	<u>CURRENT</u>
	<u>#</u>			<u>YES</u>	<u>NO</u>				<u>MILEAGE</u>
1	865	2003	PACE		X	40LFB10143P092416	LG69252	Cargo Trailer	N/A
2	918	1988	DRAGOON APC	X		1027880143		Rescue Vehicle	N/A
3	920	1998	CONFIDENTIAL			CONFIDENTIAL		Task Force Surveillance	
4	726	2015	FORD	X		3FA6P0UU3FR131425	01155LG	PARKING ENFORCEMENT	30,410
5	815	2010	CHEVY IMPALA		X	2G1WD5EMXA1198124	MG3339	Parking Enforcement	138,193
Vehicles Over 90,000									
Vehicles Over 100,000									

CITY OF GREENBELT PARKING TICKET SYSTEM

Month Year	Amount Paid	Amount Dismissed	Amount Reduced	Manual Tickets	Percent Manual	Handheld Tickets	Percent Handheld	Total Unpaid
01/2016	\$10,900	\$2,600	\$25	13	4%	293	96%	\$4,725,202
02/2016	\$20,538	\$675	\$25	11	3%	385	97%	\$1,660,133
03/2016	\$15,688	\$5,575		5	1%	330	99%	\$1,670,678
04/2016	\$16,395	\$600		27	7%	375	93%	\$1,685,788
05/2016	\$17,140	\$4,900		11	4%	293	96%	\$1,691,078
06/2016	\$15,108	\$4,700		17	5%	317	95%	\$1,698,436
07/2016	\$17,360	\$3,100	\$225	12	3%	388	97%	\$1,705,328
08/2016	\$15,180	\$4,050	\$200	12	4%	323	96%	\$1,715,548
09/2016	\$16,010	\$4,800	\$25	11	4%	294	96%	\$1,717,658
10/2016	\$10,865	\$1,900	\$25	16	7%	217	93%	\$1,725,883
11/2016	\$11,070	\$3,650		14	6%	214	94%	\$1,730,838
12/2016	\$11,920	\$2,190	\$25	9	3%	257	97%	\$1,741,243
Totals	\$178,174	\$38,740	\$550	158	4%	3,686	96%	

CITY OF
GREENBELT
MARYLAND



RED LIGHT CAMERA PROGRAM
ANNUAL YEAR END REPORT

2016



CITY OF GREENBELT

RED LIGHT CAMERA LOCATIONS

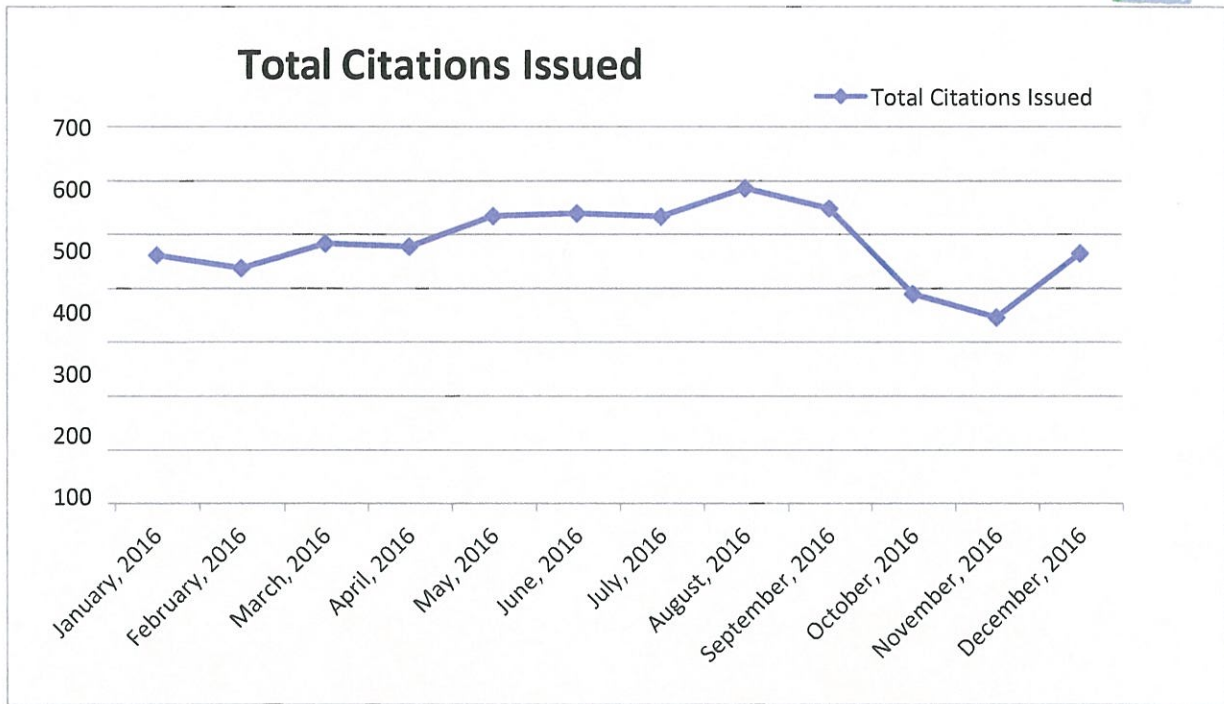
Camera Locations

- 1) Greenbelt Road East Bound at Mandan Road
- 2) Greenbelt Road West Bound at Mandan Road
- 3) Greenbelt Road West Bound at Cherrywood Lane
- 4) Kenilworth Avenue NB at Cherrywood Lane
- 5) Kenilworth Avenue NB at I-95 North Ramp
- 6) Kenilworth Avenue NB at I-95 South Ramp

TOTAL CITATIONS BY MONTH

Month	Total Citations Issued
January, 2016	461
February, 2016	438
March, 2016	483
April, 2016	477
May, 2016	535
June, 2016	539
July, 2016	533
August, 2016	586
September, 2016	548
October, 2016	389*
November, 2016	346*
December, 2016	465
2016 TOTAL	5,800

* Camera at 201 @ Cherrywood Ln was Out of Service from mid-October through mid-November.



* Camera at 201 @ Cherrywood Ln was Out of Service from mid-October through mid-November.

TOTAL RED LIGHT CITATIONS PER CAMERA SITE

Citations Issued Per Month						
	January '16	February '16	March '16	April '16	May '16	June '16
193EB @ Mandan	36	40	45	57	46	59
193WB @ Mandan	63	75	69	56	72	54
193WB @ Cherrywood	142	88	82	79	109	93
201NB @ Cherrywood	70	98	135	142	140	168
201NB @ 95NB	42	34	36	38	52	42
201NB @ 95SB	108	103	116	105	116	123
Total Citations	461	438	483	477	535	539

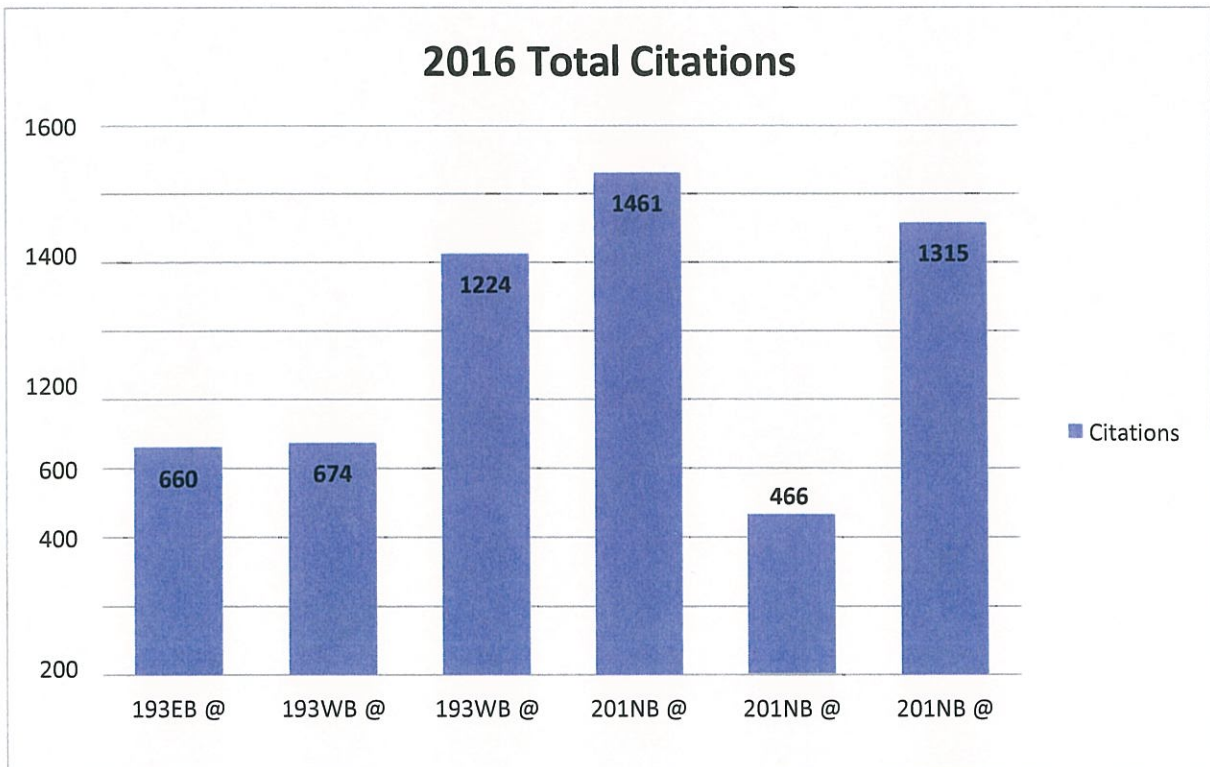


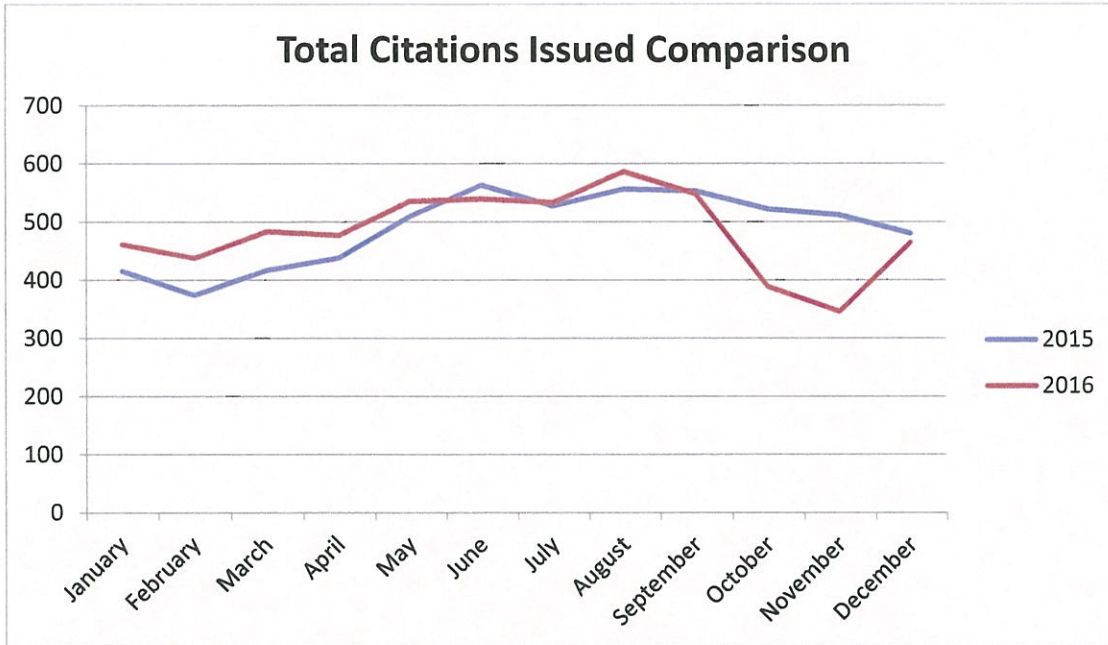
Citations Issued Per Month						
	July '16	August '16	September '16	October '16	November '16	December '16
193EB @ Mandan	49	65	45	61	77	80
193WB @ Mandan	48	53	47	49	43	45
193WB @ Cherrywood	88	91	149	104	109	90
201NB @ Cherrywood	201	186	157	21	17	126
201NB @ 95NB	32	44	34	36	32	44
201NB @ 95SB	115	147	116	118	68	80
Total Citations	533	586	548	389	346	465

* Camera at 201 @ Cherrywood Ln was Out of Service from mid-October through mid-November.

CITY OF GREENBELT

TOTAL CITATIONS PER RED LIGHT CAMERA SITE






* Camera at 201 @ Cherrywood Ln was Out of Service from mid-October 2016 through mid-November 2016.

Analysis:

The total violation numbers for 2016 are lower than 2015 (5,800 violations compared to 5,866). While these numbers show a 1% decrease in violations, an additional factor must be considered when analyzing the violation numbers. The camera on Rt. 201NB at Cherrywood Lane was out of service from October 7, 2016 through November 23, 2016 as a result of damage from a vehicle crash. If we were to replace the actual number of violations for this time period with the average number for the location, the data shows a 3% increase in 2016 violations.

CITY OF
GREENBELT
MARYLAND



SPEED CAMERA PROGRAM
ANNUAL YEAR END REPORT
2016



Introduction

Authorized by the Maryland General Assembly on October 1, 2009 and codified under Transportation Article 21-809, municipalities were given the authority to utilize automated speed enforcement in school zones. The fundamental objectives underlying the use of automated speed enforcement in school zones are to increase driver awareness of speed related crashes, encourage a change in driver behavior and increase the safety of pedestrians and other motorists in school zones.

Recognizing that speeding vehicles in school zones presented a significant public safety problem to not only schoolchildren but to all individuals, both pedestrian and vehicular, the City of Greenbelt, Maryland embarked on a process to implement speed cameras in school zones. Numerous speed studies were conducted throughout the City and while speeding vehicles were detected around all schools, several schools had particularly high violation rates.

The Council passed on April 5th, 2012 Ordinance No. 1320, that added the authority under of the City Code to utilize speed camera systems in the City.

In order to comply with the mandates listed under Transportation Article 21-809 and establish a fully legal and compliant speed camera program, the City Council, via Resolution 1095, established school zones around five schools within the City limits.

These schools and the one-half mile radius school zones established around them are as follow:

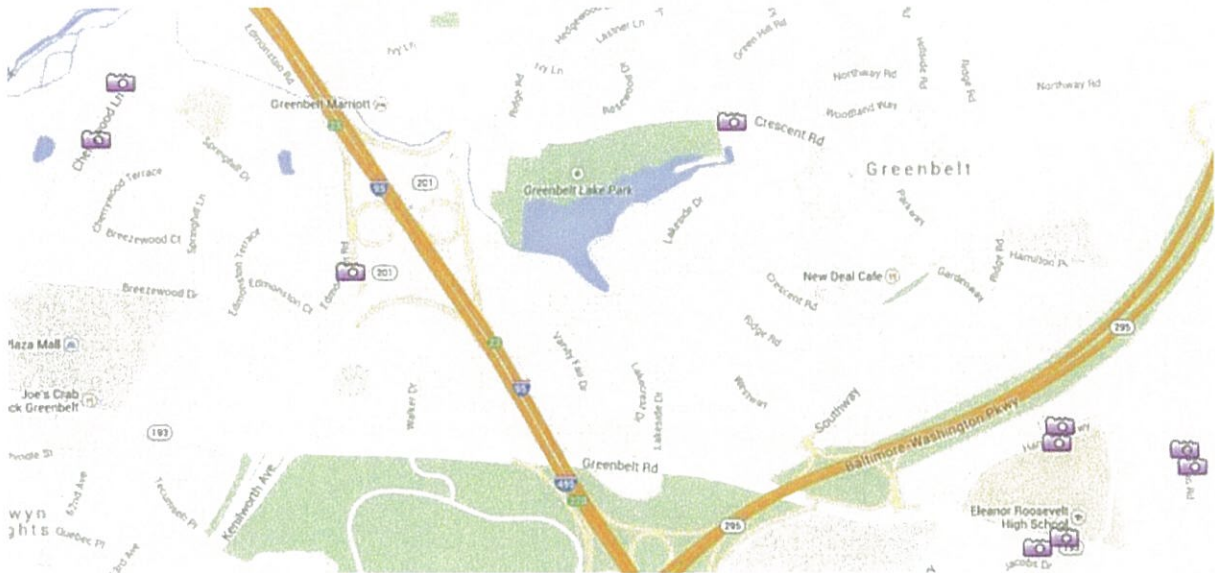
- 1) Roosevelt High School
- 2) Greenbelt Middle School
- 3) Greenbelt Elementary School
- 4) Turning Point Academy
- 5) Springhill Lake Elementary School

In addition to gathering speed violation data, conducting public hearings and passing the necessary ordinances and resolutions, the City and the Police Department were also in discussion with potential speed camera vendors who could supply the necessary equipment and back office support to ensure a successful program.

On May 15th, 2012, the City of Greenbelt chose Brekford Corporation as the speed camera vendor for the City of Greenbelt Speed Camera Program.

CITY OF GREENBELT

SPEED CAMERA LOCATIONS



LEGEND

Active Camera Locations

- 1) 300 Blk Crescent Rd – East Bound
- 2) 5900 Blk Cherrywood Ln – North Bound
- 3) 5900 Blk Cherrywood Ln – South Bound
- 4) 7700 Blk Hanover Pkwy – East Bound
- 5) 7700 Blk Mandan Rd – North Bound
- 6) 7700 Blk MD193 W/B West of Frankfort Dr
- 7) 7700 Blk MD193 E/B West of Frankfort Dr

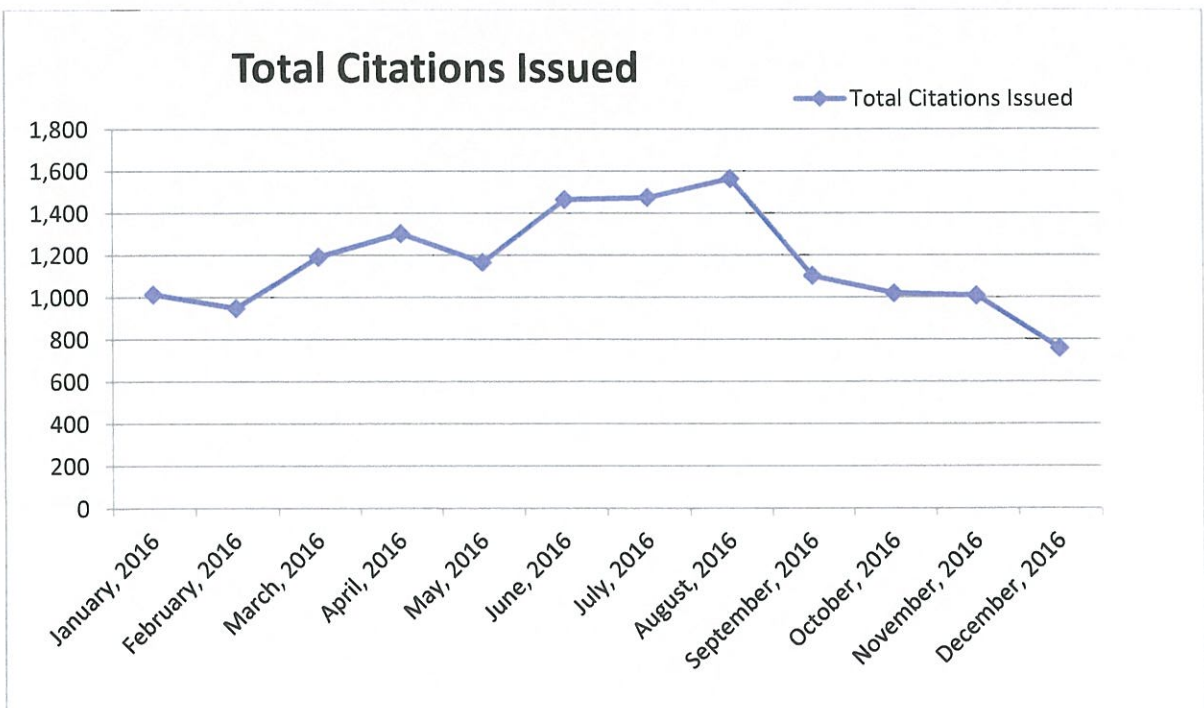
Inactive Locations

- 1) 9100 Blk Edmonston Rd
- 2) 7700 Blk Hanover Pkwy – West Bound
- 3) 7700 Blk Mandan Rd – South Bound

CITY OF GREENBELT

CITATION MONITORING

Month	Number Of Sites	Accepted Speed Offenses	Client Rejected	Not Processed*	Total Citations Issued
January, 2016	7	1,042	28	0	1,014
February, 2016	7	967	19	0	948
March, 2016	7	1,216	25	0	1,191
April, 2016	7	1,318	15	0	1,303
May, 2016	7	1,179	14	0	1,165
June, 2016	7	1,477	13	0	1,464
July, 2016	7	1,480	6	0	1,474
August, 2016	7	1,601	37	0	1,564
September, 2016	7	1,121	20	0	1,101
October, 2016	7	1,020	2	0	1,018
November, 2016	7	1,018	10	0	1,008
December, 2016	7	759	2	0	757
TOTAL		14,198	191	0	14,007



CITY OF GREENBELT

TOTAL SPEED CITATIONS PER SPEED CAMERA SITE

Citations Issued Per Month						
	January '16	February '16	March '16	April '16	May '16	June '16
300 Blk Crescent Rd - East Bound	53	80	55	84	69	63
5900 Blk Cherrywood Ln – North Bound	245	318	359	407	341	483
5900 Blk Cherrywood Ln – South Bound	339	309	345	395	361	454
7700 Blk Hanover Pkwy – East Bound	30	17	38	33	33	39
7700 Blk Mandan Rd – North Bound	84	72	127	111	102	133
7700 Blk MD193 W/B West of Frankfort Dr.	41	17	35	38	36	34
7700 Blk MD193 E/B East of Frankfort Dr.	222	135	232	235	223	258
Total Citations	1,014	948	1,191	1,303	1,165	1,464

Citations Issued Per Month						
	July '16	August '16	September '16	October '16	November '16	December '16
300 Blk Crescent Rd - East Bound	71	97	49	68	50	41
5900 Blk Cherrywood Ln – North Bound	452	467	346	340	306	142
5900 Blk Cherrywood Ln – South Bound	410	523	395	344	356	285
7700 Blk Hanover Pkwy – East Bound	39	47	1*	0*	42	36
7700 Blk Mandan Rd – North Bound	131	156	115	114	76	110
7700 Blk MD193 W/B West of Frankfort Dr.	53	63	26	34	57	52
7700 Blk MD193 E/B East of Frankfort Dr.	318	211	169	118	121	91
Total Citations	1,474	1,564	1,101	1,018	1,008	757

* Camera Site was Out of Service

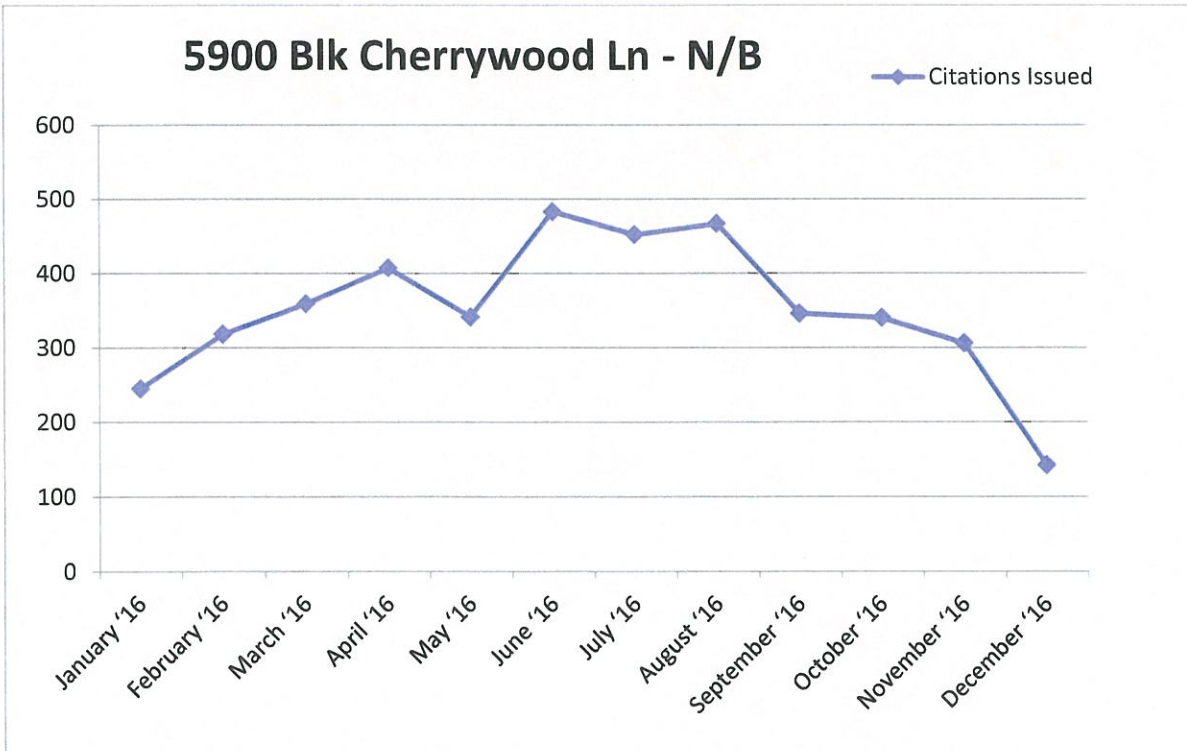
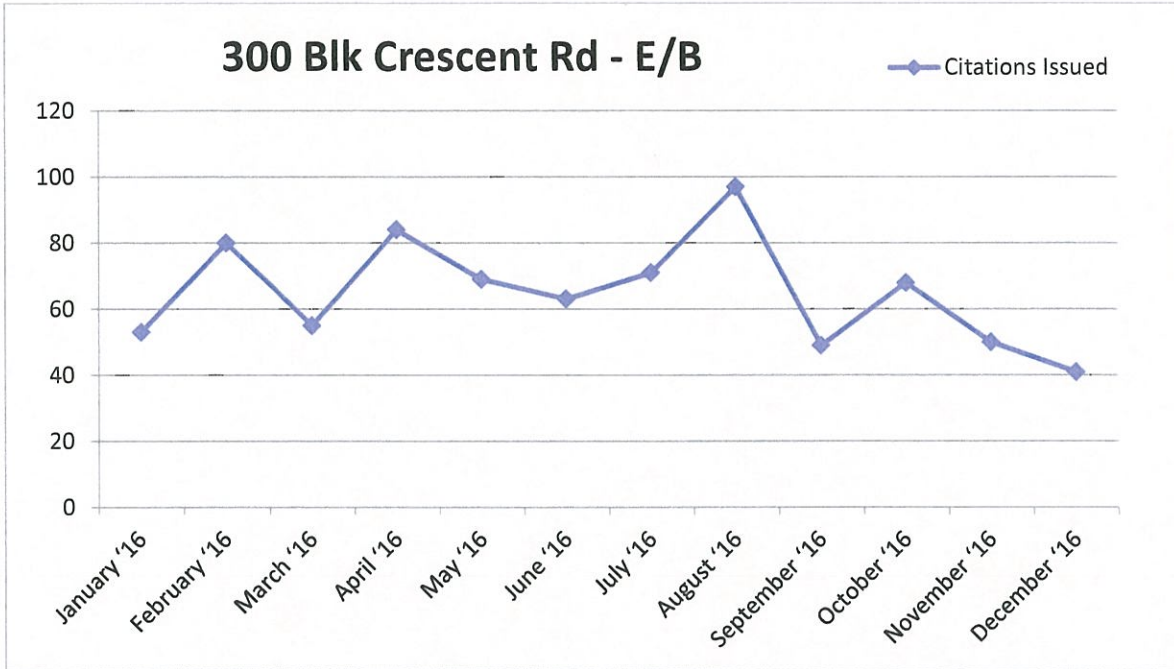
CITY OF GREENBELT

TOTAL SPEED CITATIONS PER SPEED CAMERA SITE

Speed Camera Location	Citations Issued
300 Blk Crescent Rd - East Bound	780
5900 Blk Cherrywood Ln – North Bound	4,206
5900 Blk Cherrywood Ln – South Bound	4,516
7700 Blk Hanover Pkwy – East Bound	355
7700 Blk Mandan Rd – North Bound	1,331
7700 Blk MD193 W/B West of Frankfort Dr.	486
7700 Blk MD193 E/B East of Frankfort Dr.	2,333
Total Citations	14,007

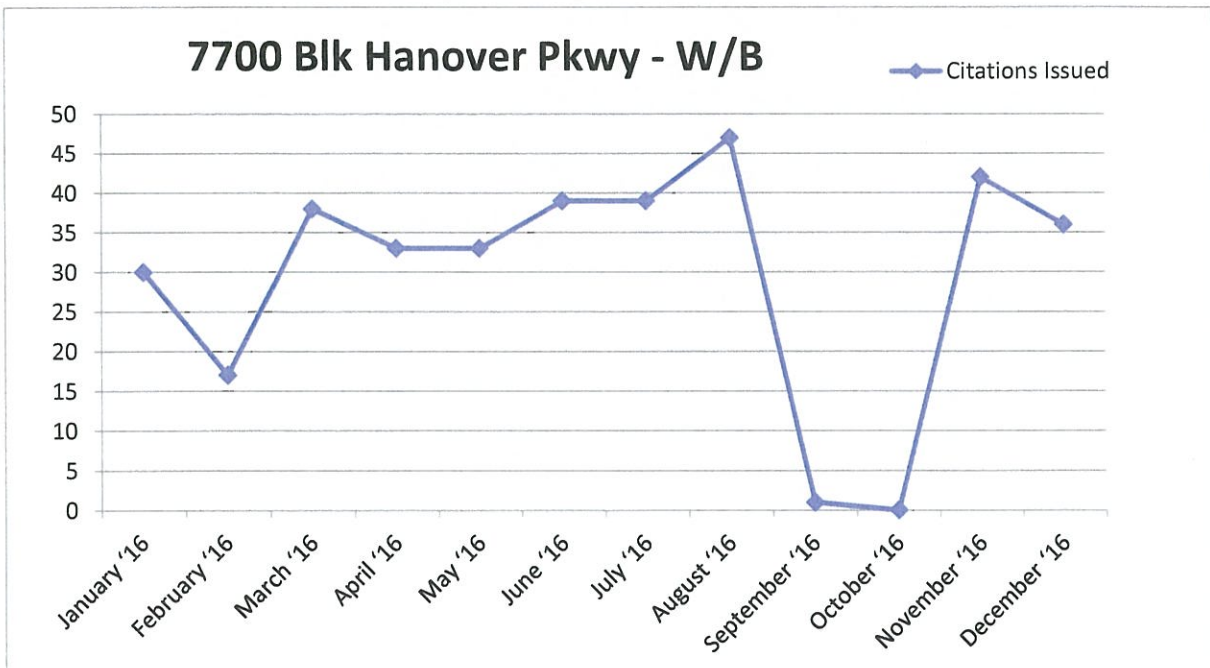
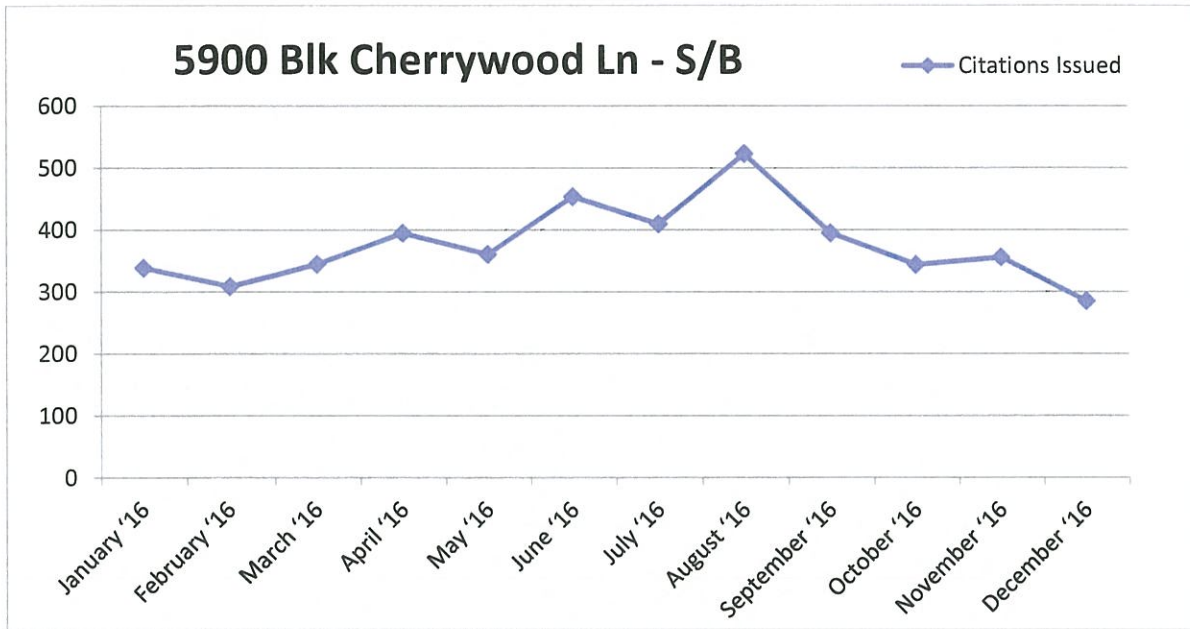
CITY OF GREENBELT

TOTAL SPEED CITATIONS PER SPEED CAMERA SITE



CITY OF GREENBELT

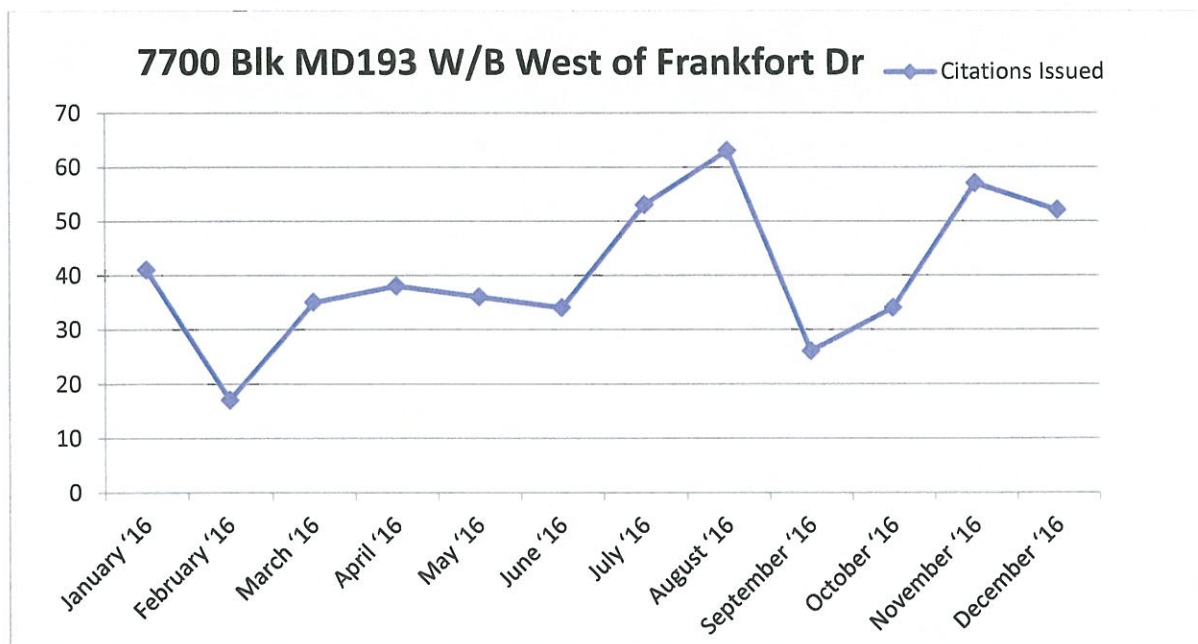
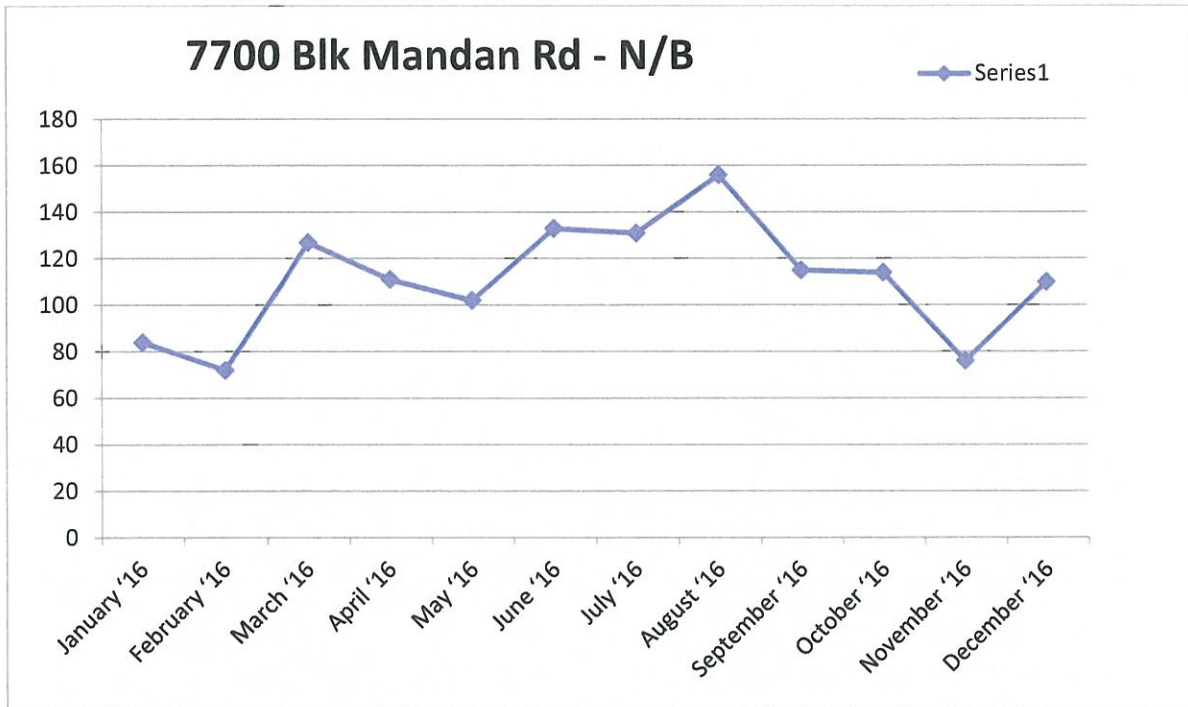
TOTAL SPEED CITATIONS PER SPEED CAMERA SITE



* CAMERA SITE WAS OUT OF SERVICE FOR SEPTEMBER AND OCTOBER.

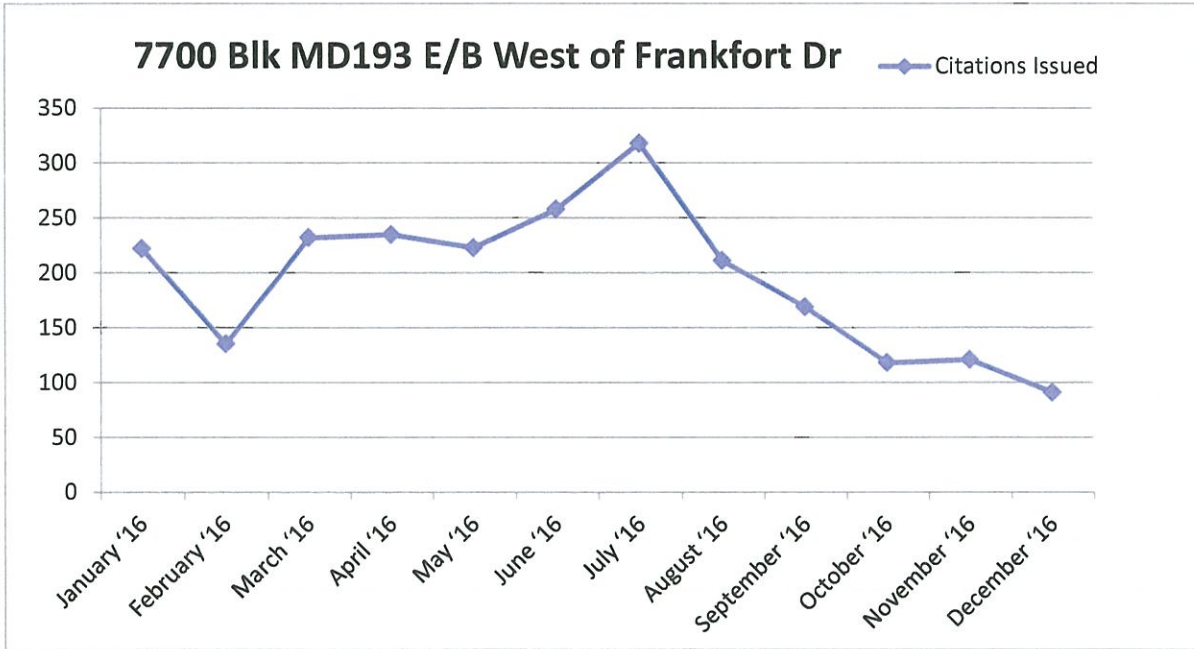
CITY OF GREENBELT

TOTAL SPEED CITATIONS PER SPEED CAMERA SITE



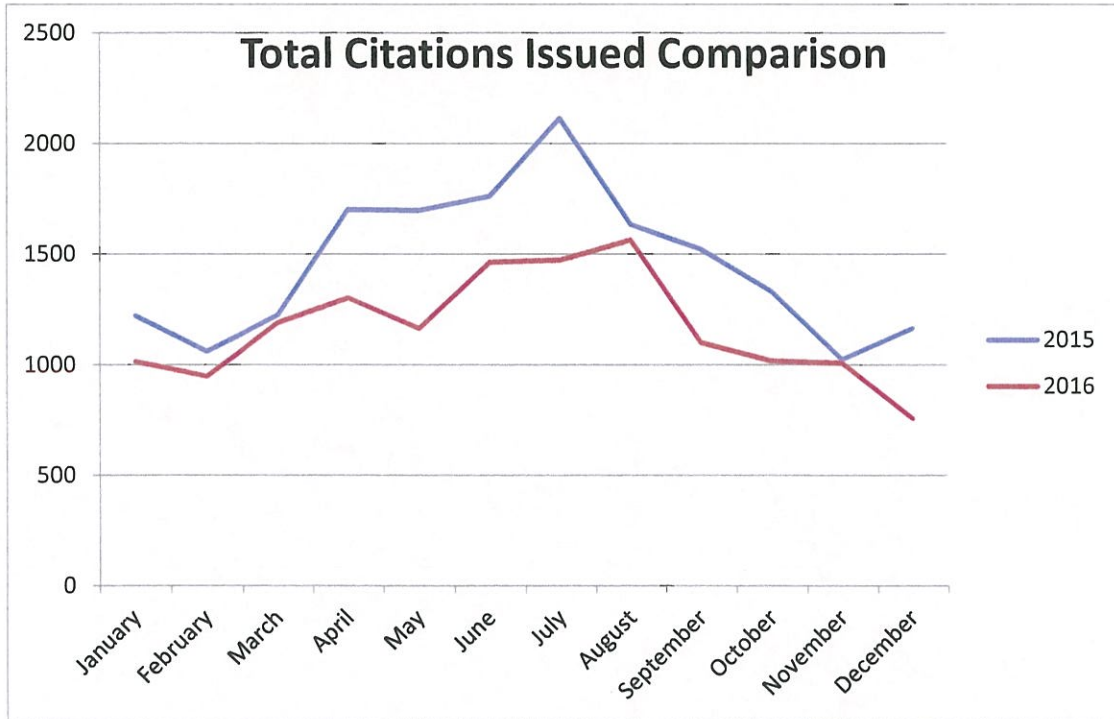
CITY OF GREENBELT

TOTAL SPEED CITATIONS PER SPEED CAMERA SITE



CITY OF GREENBELT

SPEED PROGRAM COMPARISON AND ANALYSIS



2016 EXPERIENCED A 19% DROP IN THE TOTAL NUMBER OF SPEED VIOLATIONS AS COMPARED TO 2015. THIS INDICATES THAT THE CAMERAS ARE HAVING THE DESIRED EFFECT OF REDUCING SPEED VIOLATORS IN THE TARGETED LOCATIONS.

April 3, 2017

To: Nicole Ard, City Manager
City Council Members

RE: PSAC Budget Request for FY 2018

The Public Safety Advisory Committee is requesting a budget of \$875 for Fiscal Year 2018.

PSAC used the funds from Fiscal Year 2017 for giveaways, magnets, and shirts for PSAC members to use at City events. This includes National Night Out, Labor Day Weekend, and public forums. The committee would like to continue this in 2018.

The committee requested \$ 875 for fiscal year 2017 and is requesting the same for fiscal year 2018.


Thank you.

Sincerely,

Cynthia A. Comproni
Chairperson
Public Safety Advisory Committee

ANNUAL REPORT & BUDGET REQUEST

FY17



Greenbelt Emergency Response Team
(GCERT)



Mission Statement
Key Accomplishments
Looking Forward
Budget Report & Request FY18

OUR MISSION

The mission of the Greenbelt CERT is preparedness through service. Greenbelt CERT members receive training in basic disaster response skills, such as fire safety, light search and rescue, team organization and disaster medical operations in order to prepare for and respond to emergencies and disasters at the individual and community level. Greenbelt CERT engages with the local community by providing preparedness information and education, first aid resources, and traffic control support at events such as the Fourth of July Fireworks display, Greenbelt Labor Day Festival and Parade, Pet Expo, and National Night Out.



175

GCERT members participated in over 175 hours of training to enhance existing preparedness and response skills and to learn new skills

- Basic CERT
- Red Cross Shelter Fundamentals
- NWS Sky Warn
- Traffic Control
- National Capital Region CERT Conference (CERTCON)
- Amtrak Passenger Train Emergency Response
- METRO CERT
- CERTEX-Mass Casualty
- CERTEX-Wide Area Search
- Prince George's County Preparedness Conference
- Civil Disturbance Unit Training
- Basic First Aid/CPR
- Advanced First Aid/CPR/AED
- Basic Disaster Life Support

- Pet Expo-cooling station & outreach
- 4th/5th of July-first aid tent & cooling station
- Labor Day Festival-information day; traffic & crowd control; for Labor Day parade; public safety information booth
- Maryland Day (UMD) Emergency Preparedness Booth
- National Night Out
- 9/11 Fireman's Stair Climb at National Harbor
- Emergency Preparedness Presentation to Bowie Girl Scout Troop
- Red Cross Smoke Detector Installation & Education

420

GCERT members volunteered more than 400 hours working special events and engaging in emergency preparedness outreach

- Expand recruitment of new members to include all areas of Greenbelt
- Increase community awareness of GCERT by working more events within the City and attending meetings
 - Host a Basic CERT Class in Greenbelt
- Host one functional exercise for Prince Georges County and surrounding National Capital Region
- Host skills training day for Search & Rescue, triage, and medical operations in preparation for CERTCON 2017
- Participate in all facets of CERTCON 2017 which includes planning, presenting, and taking classes
 - Engage with inactive members and reintroduce them into the organization
- Continue to nurture relationships with other public safety and emergency response organizations to increase training opportunities and outreach to the community
 - Increase online presence of GCERT through social media platforms
- Work with the other public safety and emergency response organizations/groups to host a community outreach event around the topic of emergency preparedness, safety, and community
- Maintain and organize trailer to functional for special events and emergency operations

LOOKING FORWARD

FY18 Opportunities

FY17 BUDGET

ALLOCATED: \$1500

ANTICIPATED USE: \$1,341.40

Expenditures to Date

Outreach-CERT Open House	\$30.99
Outreach-CERT NNO	\$43.39
Equipment-Kore Cooler Chairs	\$229.50
	<hr/>
	\$303.88

Anticipated Expenditures

Outreach-Information Day Reg	\$25.00
Equipment-CERT T-Shirts	\$500.00
Equipment-CERT Polo Shirts	\$150.00
Equipment-Folding Chairs	\$74.22
Equipment-Folding Table	\$38.30
Equipment-Trailer Maintenance	\$250.00

\$1,037.52

FY18 BUDGET REQUEST

Equipment-Traffic Cones	\$100.00
Equipment-Medical Operations	\$150.00
Equipment-Hard Hat Chin Straps	\$100.00
Training-Buddy Attick Lake Park Rental	\$150.00
Training-CERTEX Materials/Food/Water	\$250.00
Training-Basic CERT Class	\$300.00
Outreach-National Night Out	\$200.00
Outreach-Information Day Application Fee	\$25.00
Outreach-Emergency Preparedness & Safety Event	\$225.00

\$1500.00