

CALENDAR

< PREVIOUS MONTH

MARCH 2019

NEXT MONTH >

SUNDAY	MONDAY	TUESDAY	WEDNESDAY	THURSDAY	FRIDAY	SATURDAY
24	25	26	27	28	1	2 7:00 PM Youth Musical - Homeward Bound
3 1:00 PM Community Art Drop-In 3:00 PM GAFC: Russett Swim Team Practice	4 8:00 PM Work Session - Prince George's County School Board Member Thomas, (MB)	5 7:00 PM Public Safety Advisory Committee Meeting	6 7:30 PM Advisory Planning Board Meeting 8:00 PM Executive Session - City Manager Evaluation, MB Library	7 7:30 PM Work Session - Greenbelt East Advisory Coalition (GEAC) (stakeholder)	8	9 9:00 AM FREE Spanish Workshop - ESTUDIOS UNIVERSITARIOS A SU ALCANCE 2:00 PM Youth Musical - Homeward Bound 7:00 PM Youth Musical - Homeward Bound
10 NLC Conference (D.C)	11 NLC Conference (D.C) 8:00 PM Regular Meeting, (MB)	12 NLC Conference (D.C)	13 NLC Conference (D.C) No Meeting	14 7:00 PM Greenbelt Pedestrian & Bicycle Task Force Meeting 7:30 PM Community Relations Advisory Board Meeting	15 7:00 PM Art Shares	16
17 7:30 AM Third Annual 5K Walk/Run to Raise Awareness of Colorectal Cancer 3:00 PM GAFC: Russett Swim Team Practice	18 8:00 PM *** CANCELED*** Work Session - NCO Zone / Arts & Entertainment District (MB)	19 7:00 PM Advisory Committee on Trees	20 7:30 PM Advisory Planning Board Meeting 7:30 PM Parks and Recreation Advisory Board Meeting 8:00 PM Work Session - Prince George's County School Board Member Thomas, (CC)	21 10:00 AM Estate Planning Clinic	22 1:00 PM Senior Ice Cream Social	23 12:00 PM Langley Park Neighborhoods Taking Root: TREE WORKSHOP
24 3:00 PM GAFC: Russett Swim Team Practice	25 6:00 PM Active Parenting of Teens 6:45 PM Advisory Committee on Education Meeting 8:00 PM ACE Educator Awards 8:00 PM Regular Meeting, (MB)	26 9:00 AM Caregiving for Dementia Workshop 3:30 PM Senior Citizens Advisory Committee 7:30 PM Green ACES Meeting	27 9:00 AM Shredding Event 7:00 PM Safe Dates - A Teen Dating Abuse Prevention Curriculum 7:30 PM Budget Work Session - Overview, Revenues & General Government/Other Funds/Non-Departmental & Fund Transfers, (CC)	28 7:00 PM Forest Preserve Advisory Board Meeting	29	30 10:00 AM Arbor Day Celebration 10:00 AM Common Ownership Communities Meeting 1:00 PM Grant Review Panel
31 1:00 PM Hug Walk 3:00 PM GAFC: Russett Swim Team Practice	1	2	3	4	5	6


CALENDAR

< PREVIOUS MONTH

APRIL 2019

NEXT MONTH >

SUNDAY	MONDAY	TUESDAY	WEDNESDAY	THURSDAY	FRIDAY	SATURDAY
31	1 Leslie Shellow: Works on Paper 7:30 PM Work Session - Windsor Green Community Center Renovation, (Windsor Green Community Center)	2 Leslie Shellow: Works on Paper 7:00 PM Public Safety Advisory Committee Meeting 7:00 PM Arts Advisory Board	3 Leslie Shellow: Works on Paper 10:00 AM FREE Workshop for New & Expecting Parents 10:00 AM Clase de adiestramiento para nuevos o futuros padres 7:00 PM Safe Dates - A Teen Dating Abuse Prevention Curriculum 7:30 PM Advisory Planning Board Meeting 7:30 PM Budget Work Session - Misc. - Museum/Grants & Contributions/Social Services (SHL)	4 Leslie Shellow: Works on Paper	5 Leslie Shellow: Works on Paper	6 Leslie Shellow: Works on Paper 10:00 AM Human Trafficking 101
7 Leslie Shellow: Works on Paper 1:00 PM Artful Afternoon 3:00 PM GAFC: Russett Swim Team Practice	8 Leslie Shellow: Works on Paper 8:00 PM Regular Meeting, (MB)	9 Leslie Shellow: Works on Paper	10 Leslie Shellow: Works on Paper 7:30 PM Budget Work Session - Public Safety, (SHL)	11 Leslie Shellow: Works on Paper	12 Leslie Shellow: Works on Paper	13 Leslie Shellow: Works on Paper
14 Leslie Shellow: Works on Paper 2:00 PM Art Shares 3:00 PM GAFC: Russett Swim Team Practice	15 Leslie Shellow: Works on Paper 8:00 PM Work Session - Comprehensive Housing Strategy / Affordable Housing, (MB)	16 Leslie Shellow: Works on Paper	17 Leslie Shellow: Works on Paper 7:30 PM Advisory Planning Board Meeting 7:30 PM Budget Work Session - Public Works/Capital Projects, (Greenbriar)	18 Leslie Shellow: Works on Paper	19 Leslie Shellow: Works on Paper 10:00 AM Underwater Egg Hunt 5:00 PM Spring Skate Series	20 Leslie Shellow: Works on Paper 10:00 AM Annual Egg Hunt
21 Leslie Shellow: Works on Paper	22 Leslie Shellow: Works on Paper No Meeting - Easter Monday 6:00 PM Active Parenting of Teens	23 Leslie Shellow: Works on Paper 6:30 PM Managed Lanes Study and Presentation 7:00 PM Advisory Committee on Education Meeting 7:30 PM Green ACES Meeting 8:00 PM Regular Meeting/1st Public Hearing, (MB)	24 Leslie Shellow: Works on Paper 7:30 PM Four Cities Meeting (Greenbelt), (MB)	25 Leslie Shellow: Works on Paper 7:00 PM Forest Preserve Advisory Board Meeting	26 Leslie Shellow: Works on Paper	27 Leslie Shellow: Works on Paper 10:00 AM Electronics, Styrofoam, & Paint Recycling
28 Leslie Shellow: Works on Paper 3:00 PM GAFC: Russett Swim Team Practice	29 Leslie Shellow: Works on Paper 7:00 PM Budget Work Session - Recognition Groups, (MB)	30 Leslie Shellow: Works on Paper 3:30 PM Senior Citizens Advisory Committee	1	2	3	4



City Manager's Report Week Ending March 29, 2019

1. Attached is the draft letter to Council work session attendees requested by Mayor Jordan. Please advise the Clerk if this is sufficient to send after every work session to each invited attendee.
2. Attached is the February 2019 financial report.
3. Also attached is a revised Police Department Statistical report for December 2018. There was an error in the off duty response calculation.
4. Congratulations to Corporal Dominic Keys on his retirement! Thank you for 25 years of police service.
5. Thank you to Sgt. Mike Dewey for his years of service to Greenbelt! Good luck in your next position.
6. Congratulations to today's SWAT School Graduates: PFC Troy Arnold, PFC Matt Shurg, and Officer Bryan Fink.
7. Animal Control Division is applying for a \$40,000 grant on behalf of the Four Cities Coalition. Berwyn Heights, College Park, and New Carrollton's staff will help administer the program.
8. The Greenbelt Lake Dam Repair Project opening was today. Three bids were received.
9. Most Recreation classified staff along with some CARES staff participated in training regarding mental health.
10. The contract to white coat the pool will be signed as of the date of this report. An effort was made to incorporate additional insurance requirements suggested by LGIT generally (pollution prevention); it appears that this coverage will not be possible. Staff and the contractor could not find other organizations that required such coverage for related work, so staff is proceeding without it as coverage is sufficient. Given this research took longer than anticipated the City is working to finalize the potential completion date.
11. Regarding the status of land to be turned over from the Greenbelt Station developer to the City, Ms. Terri Hruby reports that the land has not been turned over to the City as the parties address a requirement that the developer remove invasive plants. An environmental contractor has been engaged to assess the requested waiver and alternatives.
12. Regarding the request to investigate the "separate" posting of the Tugwell Room on the County Library's website- Mr. Moran checked and the site does not indicate or imply that the Tugwell Room will be dropped by the County Library System; it seems to have been a highlighted attraction, not a sign of the elimination of the Room.
13. Regarding the following proclamations, Ms. Anderson is working on: Kids to Parks, Dispatchers (Communications Specialists), Older Americans, and Library Month.

14. Regarding an annual Peace Month letter, Mr. Moran confirmed that he distributes that letter later this Spring.
15. Regarding Four Cities Coalition Meeting, Ms. Anderson has added Greenbelt Road ULI Visioning, Complete Street Project, and Maglev. She will also invite County Councilmembers Franklin and Hawkins, possibly to speak.
16. Ms. Anderson confirmed that she is already working on rescheduling the religious and faith-based organization soiree to June.
17. Regarding the request to determine what City services like trash pick-up or snow removal are provided to Trinity Church, staff confirmed: permit and inspection, and police.
18. Regarding the housing proposed for both the Lutheran Church and former nursing home sites, both the project representatives indicated that they are not ready to proceed at this time. As of 3/27/19, the developer proposing the Royal Farms facility has expressed continued interest. As noted in the proposed budget, the development near the Court House has submitted plan to the MNCPP.
19. Met with staff on operational matters.
20. Attended the City Council Meeting and the Council Budget Work Session.
21. Scheduled to visit this weekend's unity walk activities.
22. Assistant City Manager
 - a. Attached is a Legislative Update.
 - b. Monitored and Tracked State Legislation.
 - c. Prepared for and attended the Regular Meeting and Budget Work Session.
23. City Treasurer
 - a. Prepared for and attended the City Council meeting discussing the General Fund, General Government and Miscellaneous sections of the budget.
 - b. Completed the line item detail report and February 2019 financial report.
24. Information Technology
 - a. Setup and configured computer and phone for new HR employee.
 - b. Attended Budget Work Session – General Government.
 - c. Attended I-Net Executive Committee meeting.
9. Economic Development – from 3/22/19
 - a. Business & Community Engagement
 - CoStar: Demo meeting to learn about the key features of CoStar and how municipalities/county government use online database for assessing commercial space availability as well as performing outreach to businesses.
 - Roosevelt Center Merchants Association: Attended meeting to learn about current activities of Roosevelt Center businesses.
 - Prince George's County EDC: Met with Business Development Director focused on restaurant and retail industry to discuss ways to work together in supporting retail businesses in Greenbelt.

b. Events & Trainings

- Maryland Technology Development Corporation (TEDCO) - Executive Storytelling: Speaker Series about different ways that leaders can tell stories to capture the attention of customers, executives and other important stakeholders.
- Primer for Economic Development (MEDA) Conference: Training on Maryland's strategies and resources to support economic development across the state.

c. Economic Development Admin

- Worked with staff to move into office located in the Community Center.
- Met with staff to learn more about the requirements involved in applying to become a designated Arts District.
- Ongoing business and organization outreach.

10. Economic Development-3/29/19

a. Business & Community Engagement

- University of Maryland – Community Connection Program: Meeting to discuss ways the university and City can collaborate to move forward with ten Community Connection projects previously outlined by City.
- Greenbelt News Review: Meeting to brainstorm ideas to foster stronger partnerships with business community.
- PEPCO: Meeting with Government Affairs staff to learn more about ways to collaborate with businesses and city on projects as well as the various educational resources to help businesses and residents become more energy efficient.
- Greenbelt Museum & Old Greenbelt Theatre: Meeting to brainstorm ideas to commemorate NASA's 60th Anniversary.

b. Events & Trainings

- Business Power Hour: Piloted workshop for a small group of businesses interested in informal gathering to share best practices in customer engagement.
- ICSC Webinar - Bricks Drive Clicks: International Council for Shopping Centers presentation of research done to show how brick-and-mortar stores and having a physical presence can increase online sales across generations - Millennials, Gen Xers, and Baby Boomers.

c. Economic Development Admin

- Met with Planning Department staff to learn more about projects.
- Ongoing business and organization outreach.

cc: Department Heads
David Moran, Assistant City Manager
Mary Johnson, Human Resources Officer
Bonita Anderson, City Clerk

Month 1, 2019

Dear ,

Thank you for taking time to participate in the April 1, 2019 City Council work session. Your organization is an important stakeholder in our community.

In follow-up, Council looks forward to receiving documentation regarding the topics discussed (*other possible sentences to insert could include- "a follow-up meeting will be scheduled with you and Council or your organization will do X and coordinate/report back to City Council, or the City will do Y and coordinate/report back to your organization*).


Again, thank you. The City appreciates the opportunity to learn more about your organization and how we can partner to meet mutual goals. If you have questions or need additional information, please contact Staff Member @ smember@greenbeltmd.gov, or Ms. Nicole Ard, City Manager, at nard@greenbeltmd.gov or 301-474-8000.

Sincerely,

Greenbelt City Council

City of Greenbelt, Maryland

Memorandum

To: Nicole C. Ard, City Manager
From: Jeffrey L. Williams, City Treasurer 
Date: March 28, 2019
Subject: February 2019 Financial Report

Staff met with City Council on January 9th to present the mid-year financial analysis. The FY 2020 Proposed Budget was completed and a summary was presented to City Council at their March 25th meeting.

Revenues

General Fund revenues are 80.9% of the adopted budget which is approximately 1.1% higher than the historical average of 79.8% and more than two percentage points higher than the 77.7% ratio a year ago. Real estate revenues are currently \$58,000 higher than the estimate in the proposed budget. Further, abatements are only \$14,907, a very low figure at this point in the fiscal year. Therefore, it is possible that net real estate revenue could exceed the \$17.2 million shown in the proposed budget. It should be noted that this good news does not impact the revenue estimates for FY 2020.

Recreation revenues (Account 452000 – primarily Greenbelt Kids, Arts, and Adult Leisure & Fitness) are approximately \$16,000 higher than a year ago. The very popular circus camp will be returning in FY 2020. Registration for this camp and all other summer camps will begin soon.

The news for red light cameras has not changed. The loss of several cameras due to a changeover in technology has not been corrected. Two of the camera locations that were taken out of service have not received approval the State Highway Administration (SHA) to be replaced. Police Department staff are in contact with SHA staff to rectify this situation.

There is good news regarding speed cameras. This revenue rebounded as a result of a delinquent ticket program initiated two years ago. The backlog of unpaid tickets has been reduced and revenues have increased as a result. Speed camera tickets older than 60 days are sent to collections. As a result, large backlogs of delinquent tickets are avoided.

The Federal Reserve increased the rate they charge banks four times in calendar year 2018. Because, the interest rate available from the Local Government Investment Pool (LGIP) increases (and decreases) with the federal funds rate, interest revenue in FY 2019 has exceeded expectations. It is projected that the City will earn \$160,000 in interest on the monies held by LGIP this fiscal year. This is significantly higher than the \$9,100 earned in FY 2016.

Staff believes that the City is on track to meet the revenue estimates in the proposed budget.

Expenditures

Total operating expenditures are 66.0% of the adopted budget compared to 69.4% historically and 67.5% a year ago. The salary and benefits portion of operating expenditures is 66.1% of the adopted budget compared to 71.6% historically and 69.54% a year ago. The lower ratio is due to vacancies.

Operating expenditures, utilities, building maintenance, computer and office expense, etc. are (in terms of actual dollars spent) only \$704 higher than a year ago. Savings for workers' compensation insurance have offset higher costs for other operating expenditures.

Expenditures in FY 2019 are expected to meet the estimates in the FY 2019 Proposed Budget.

City of Greenbelt, Maryland
Revenues - FY 2019 vs. Historical & FY 2018
February

Account Number	Description	FY 2019 Budget	Feb-19	% of Budget	FY 2018 %	Historical %
	Taxes					
411100	Real Estate	\$18,104,200	\$17,856,326	98.63%	100.00%	99.68%
411210	Real Estate Abatements	(392,500)	(14,907)	3.80%	91.62%	39.21%
411220	Homestead Tax Credit	(206,800)	(201,969)	97.66%	99.89%	99.93%
411230	Homeowners' Credit	(40,000)	(43,281)	108.20%	83.78%	73.95%
	Personal Property					
412100	Local	16,000	12,044	75.28%	100.00%	59.32%
412110	Utility	300,000	331,490	110.50%	98.32%	98.71%
412120	Corporate	1,575,000	1,169,679	74.27%	95.93%	84.77%
	Prior Years					
412140	Local	0	0	n/a	n/a	46.50%
412160	Corporate	40,000	7,565	18.91%	119.12%	58.05%
412200	Abatements	(80,000)	(47,747)	59.68%	93.52%	71.50%
	Other Taxes					
421100	Income	2,730,000	1,522,589	55.77%	43.12%	45.97%
421200	Admissions	100,000	30,631	30.63%	28.50%	42.53%
421300	Hotel/Motel	1,050,000	200,962	19.14%	25.87%	39.18%
422100	Highway	433,400	374,529	86.42%	80.79%	80.59%
	Licenses					
431200	Rental & Constr.	1,013,600	373,951	36.89%	39.87%	35.53%
433400	Cable	428,000	202,265	47.26%	50.89%	49.85%
	Grants - State					
442101	Police	450,000	224,823	49.96%	51.06%	49.96%
442102	Youth Service	65,000	32,556	50.09%	0.00%	39.53%
	Grants - County					
443106	Landfill	57,700	28,826	49.96%	50.00%	45.00%
443102	Youth Service	30,000	10,000	33.33%	0.00%	20.00%
443108	MNCPPC	234,000	0	0.00%	0.00%	0.00%
443127	School Resource	80,000	80,000	100.00%	0.00%	0.00%
	Other					
451000	Waste	686,800	341,676	49.75%	49.99%	49.74%
452000	Recreation	765,400	452,227	59.08%	57.84%	57.26%
453000	Aquatic & Fitness Center	603,000	374,599	62.12%	168.51%	71.34%
454000	Community Center	172,200	116,904	67.89%	9.38%	28.47%
460101	Fines & Forfeitures	135,000	58,868	43.61%	67.41%	62.44%
460200	Red Light Cameras	360,000	83,610	23.23%	79.72%	68.43%
460300	Speed Cameras	420,000	268,640	63.96%	59.80%	62.12%
470000	Interest	120,000	92,733	77.28%	58.13%	56.67%
480000	Partnerships	149,700	40,831	27.28%	59.84%	32.42%
	Miscellaneous	482,000	200,991	41.70%	33.47%	36.30%
	Total	\$29,881,700	\$24,181,411	80.92%	77.73%	79.75%

City of Greenbelt, Maryland
Revenues - FY 2019 vs. Historical & FY 2018
February

Account Number	Description	FY 2019 Budget	Feb-19	% of Budget	FY 2018 %	Historical %	Feb-18	Feb-17	Feb-16	Feb-15	Feb-14
Taxes											
411100	Real Estate	\$18,104,200	\$17,856,326	98.63%	100.00%	99.68%	\$17,116,209	15,829,551	15,447,096	14,875,581	14,217,146
411210	Real Estate Abateements	(392,500)	(14,907)	3.80%	91.62%	39.21%	(392,864)	(149,198)	(186,936)	(163,145)	(172,947)
411220	Homestead Tax Credit	(206,800)	(201,969)	97.66%	99.89%	99.93%	(161,540)	(95,946)	(18,836)	(43,507)	(85,921)
411230	Homeowners' Credit	(40,000)	(43,281)	108.20%	83.78%	73.95%	(34,328)	(33,058)	(27,312)	(26,170)	(29,225)
Personal Property											
412100	Local	16,000	12,044	75.28%	100.00%	59.32%	15,507	6,292	4,993	7,545	6,901
412110	Utility	300,000	331,490	110.50%	98.32%	98.71%	301,661	297,829	303,619	248,197	249,408
412120	Corporate	1,575,000	1,169,679	74.27%	95.93%	84.77%	1,387,161	1,352,961	1,038,607	968,630	1,250,216
Prior Years											
412140	Local	0	0	n/a	n/a	46.50%	377	0	0	0	28
412160	Corporate	40,000	7,565	18.91%	119.12%	58.05%	16,053	40,027	67,870	65,302	14,420
412200	Abatements	(80,000)	(47,747)	59.68%	93.52%	71.50%	(79,614)	(55,373)	(51,633)	(48,420)	(156,333)
Other Taxes											
421100	Income	2,730,000	1,522,589	55.77%	43.12%	45.97%	1,184,586	1,325,643	1,217,481	1,173,427	1,117,673
421200	Admissions	100,000	30,631	30.63%	28.50%	42.53%	45,716	43,973	56,685	75,953	95,889
421300	Hotel/Motel	1,050,000	200,962	19.14%	25.87%	39.18%	247,437	472,937	467,587	341,118	167,811
422100	Highway	433,400	374,529	86.42%	80.79%	80.59%	317,940	300,067	316,313	251,812	241,295
Licenses											
431200	Rental & Constr.	1,013,600	373,951	36.89%	39.87%	35.53%	429,888	458,025	343,675	376,580	297,259
433400	Cable	428,000	202,265	47.26%	50.89%	49.85%	204,801	207,758	202,760	256,804	222,494
Grants - State											
442101	Police	450,000	224,823	49.96%	51.06%	49.96%	232,601	240,539	223,324	239,704	244,597
442102	Youth Service	65,000	32,556	50.09%	0.00%	39.53%	0	0	32,963	63,093	32,418
Grants - County											
443106	Landfill	57,700	28,826	49.96%	50.00%	45.00%	28,826	14,413	28,826	28,826	28,826
443102	Youth Service	30,000	10,000	33.33%	0.00%	20.00%	0	0	15,000	15,000	0
443108	MNCPPC	234,000	0	0.00%	0.00%	0.00%	0	0	0	0	0
443127	School Resource	80,000	80,000	100.00%	0.00%	0.00%	0	0	0	0	0
Other											
451000	Waste	686,800	341,676	49.75%	49.99%	49.74%	340,881	341,029	327,724	326,703	325,733
452000	Recreation	765,400	452,227	59.08%	57.84%	57.26%	436,549	442,058	427,765	394,734	388,818
453000	Aquatic & Fitness Center	603,000	374,599	62.12%	168.51%	71.34%	362,792	380,668	285,286	345,281	373,101
454000	Community Center	172,200	116,904	67.89%	9.38%	28.47%	144,420	105,347	131,062	148,636	125,943
460101	Fines & Forfeitures	135,000	58,868	43.61%	67.41%	62.44%	87,014	106,810	152,505	86,356	93,653
460200	Red Light Cameras	360,000	83,610	23.23%	79.72%	68.43%	124,230	231,522	256,680	219,979	202,662
460300	Speed Cameras	420,000	268,640	63.96%	59.80%	62.12%	274,939	237,429	329,407	374,537	164,873
470000	Interest	120,000	92,733	77.28%	58.13%	56.67%	45,720	14,061	3,784	969	456
480000	Partnerships	149,700	40,831	27.28%	59.84%	32.42%	76,855	17,499	33,498	33,498	33,498
	Miscellaneous	482,000	200,991	41.70%	33.47%	36.30%	168,124	306,447	179,214	157,885	153,014
	Total	\$29,881,700	\$24,181,411	80.92%	77.73%	79.75%	\$22,921,941	\$22,439,310	\$21,609,007	\$20,794,908	\$19,603,706

City of Greenbelt
Expenditures - FY2019 vs. Historical & FY 2018 Actual
February

Dept.	Description	FY 2019 Budget	Feb-19	% of FY 2019 Budget	% of FY 2018 Actual	Historical %
100	General Government					
	Salary/Benefits	\$2,620,600	\$1,658,490	63.29%	67.44%	7.69%
	Operating Expense	772,600	559,173	72.38%	56.89%	8.62%
	Capital Outlay	10,000	9,584	95.84%	0.00%	0.00%
	Total General Gov't	3,403,200	2,227,247	65.45%	64.80%	67.87%
200	Planning & Comm. Dev.					
	Salary/Benefits	811,200	449,571	55.42%	69.57%	69.01%
	Operating Expense	128,600	94,257	73.29%	48.88%	47.36%
	Capital Outlay	0	0	0.00%	0.00%	0.00%
	Total Plan. & C. D.	939,800	543,828	57.87%	62.82%	64.67%
300	Public Safety					
	Salary/Benefits	9,146,500	6,009,711	65.71%	71.16%	72.32%
	Operating Expense	1,579,700	992,449	62.83%	65.32%	64.83%
	Capital Outlay	477,000	397,179	83.27%	64.08%	73.86%
	Total Public Safety	11,203,200	7,399,339	66.05%	69.96%	71.32%
400	Public Works					
	Salary/Benefits	2,253,700	1,594,026	70.73%	67.00%	70.86%
	Operating Expense	651,000	375,541	57.69%	59.82%	63.30%
	Capital Outlay	0	0	0.00%	0.00%	0.00%
	Total	2,904,700	1,969,567	67.81%	65.34%	68.96%
450	Waste Collection					
	Salary/Benefits	584,000	414,768	71.02%	67.52%	70.42%
	Operating Expense	193,800	128,040	66.07%	53.62%	56.14%
	Capital Outlay	0	0	0.00%	0.00%	0.00%
	Total	777,800	542,808	69.79%	63.87%	66.50%
	Total Public Works	3,682,500	2,512,375	68.22%	65.02%	68.38%
500	Greenbelt Cares					
	Salary/Benefits	1,171,200	748,929	63.95%	67.32%	69.97%
	Operating Expense	72,000	28,910	40.15%	71.03%	68.78%
	Capital Outlay	0	0	0.00%	0.00%	0.00%
	Total Cares	1,243,200	\$777,839	62.57%	67.56%	70.00%
600	Recreation					
	Salary/Benefits	2,790,100	\$1,948,490	69.84%	69.82%	70.77%
	Operating Expense	679,500	451,775	66.49%	68.06%	66.53%
	Capital Outlay	5,000	0	0.00%	0.00%	#DIV/0!
	Total	\$3,474,600	2,400,265	69.08%	69.46%	69.74%
650	Aquatic & Fitness Center					
	Salary/Benefits	\$863,300	601,959	69.73%	67.06%	69.17%
	Operating Expense	371,700	227,560	61.22%	66.53%	59.82%
	Capital Outlay	0	0	0.00%	0.00%	0.00%
	Total	1,235,000	829,519	67.17%	66.90%	65.85%
	Total Recreation	4,709,600	\$3,229,784	68.58%	68.80%	68.73%

City of Greenbelt
Expenditures - FY2019 vs. Historical & FY 2018 Actual
February

Dept.	Description	FY 2019 Budget	Feb-19	% of FY 2019 Budget	% of FY 2018 Actual	Historical %
700	Parks					
	Salary/Benefits	1,030,000	\$631,141	61.28%	69.72%	70.88%
	Operating Expense	219,900	113,950	51.82%	48.08%	55.90%
	Capital Outlay	0	0	0.00%	0.00%	0.00%
	Total Parks	1,249,900	745,091	59.61%	65.72%	67.81%
900	Miscellaneous					
	Salary/Benefits	215,200	154,180	71.64%	65.61%	80.83%
	Operating Expense	66,400	67,178	101.17%	26.92%	30.22%
	Capital Outlay	20,000	0	0.00%	0.00%	0.00%
	Total Miscellaneous	301,600	221,358	73.39%	47.55%	58.17%
Operating Expenditures						
	Salary/Benefits	\$21,485,800	\$14,211,265	66.14%	69.44%	71.06%
	Operating Expense	4,735,200	3,038,833	64.18%	60.35%	62.52%
	Capital Outlay	512,000	406,763	79.45%	64.08%	74.36%
	Total Operating	\$26,733,000	\$17,656,861	66.05%	67.54%	69.42%
Reserves						
	Non-Departmental	237,200	90,773	38.27%	128.38%	91.87%
	Workers' Compensation	653,000	520,386	79.69%	101.08%	101.59%
	Interfund Transfers	2,370,000	2,370,000	100.00%	66.34%	96.56%
	Total Reserves	3,260,200	2,981,159	91.44%	73.61%	97.82%
	Total General Fund	\$29,993,200	\$20,638,020	68.81%	68.37%	72.04%
	General Government	3,403,200	2,227,247	65.45%	64.80%	67.87%
	Planning	939,800	543,828	57.87%	62.82%	64.67%
	Public Safety	11,203,200	7,399,339	66.05%	69.96%	71.32%
	Public Works	3,682,500	2,512,375	68.22%	65.02%	68.38%
	Cares	1,243,200	777,839	62.57%	67.56%	70.00%
	Recreation	5,959,500	3,974,875	66.70%	68.22%	68.53%
	Miscellaneous	1,191,800	832,517	69.85%	84.36%	90.46%
	Interfund Transfers	2,370,000	2,370,000	100.00%	66.34%	96.56%
	Total General Fund	\$29,993,200	\$20,638,020	68.81%	68.37%	72.04%

City of Greenbelt
Expenditures - FY2019 vs. Historical & FY 2018 Actual
February

Dept.	Description	FY 2019 Budget	Feb-19	% of FY 2019 Budget	% of FY 2018 Actual	Historical %	Feb-18	Feb-17	Feb-16	Feb-15	Feb-14
100	General Government										
	Salary/Benefits	\$2,620,600	\$1,658,490	63.29%	67.44%	7.69%	\$1,509,610	1,578,893	\$1,462,338	\$1,409,140	\$1,359,561
	Operating Expense	772,600	559,173	72.38%	56.89%	8.62%	424,583	456,079	415,103	542,719	529,328
	Capital Outlay	10,000	9,584	95.84%	0.00%	0.00%	0	7,630	5,589	6,881	0
	Total General Gov't	3,403,200	2,227,247	65.45%	64.80%	67.87%	1,934,193	2,042,602	1,883,030	1,958,740	1,888,889
200	Planning & Comm. Dev.										
	Salary/Benefits	811,200	449,571	55.42%	69.57%	69.01%	369,393	486,040	560,477	561,873	540,047
	Operating Expense	128,600	94,257	73.29%	48.88%	47.36%	125,614	115,174	109,081	112,497	63,698
	Capital Outlay	0	0	0.00%	0.00%	0.00%	0	0	0	0	18,150
	Total Plan. & C. D.	939,800	543,828	57.87%	62.82%	64.67%	495,007	601,214	669,558	674,370	621,895
300	Public Safety										
	Salary/Benefits	9,146,500	6,009,711	65.71%	71.16%	72.32%	5,741,759	6,093,170	6,055,022	6,104,788	6,514,417
	Operating Expense	1,579,700	992,449	62.83%	65.32%	64.83%	952,236	998,949	1,033,093	987,421	945,049
	Capital Outlay	477,000	397,179	83.27%	64.08%	73.86%	318,978	363,835	272,909	246,645	479,566
	Total Public Safety	11,203,200	7,399,339	66.05%	69.96%	71.32%	7,012,973	7,455,954	7,361,024	7,338,854	7,939,032
400	Public Works										
	Salary/Benefits	2,253,700	1,594,026	70.73%	67.00%	70.86%	1,356,690	1,276,363	1,319,465	1,346,287	1,237,322
	Operating Expense	651,000	375,541	57.69%	59.82%	63.30%	364,923	361,381	452,009	368,541	374,917
	Capital Outlay	0	0	0.00%	0.00%	0.00%	0	427	0	0	0
	Total	2,904,700	1,969,567	67.81%	65.34%	68.96%	1,721,613	1,638,171	1,771,474	1,714,828	1,612,239
450	Waste Collection										
	Salary/Benefits	584,000	414,768	71.02%	67.52%	70.42%	364,337	352,899	374,744	377,016	357,274
	Operating Expense	193,800	128,040	66.07%	53.62%	56.14%	103,008	122,971	124,985	90,820	95,591
	Capital Outlay	0	0	0.00%	0.00%	0.00%	0	0	0	0	0
	Total	777,800	542,808	69.79%	63.87%	66.50%	467,345	475,870	499,729	467,836	452,865
	Total Public Works	3,682,500	2,512,375	68.22%	65.02%	68.38%	2,188,958	2,114,041	2,271,203	2,182,664	2,065,104
500	Greenbelt Cares										
	Salary/Benefits	1,171,200	748,929	63.95%	67.32%	69.97%	672,102	688,787	622,049	600,750	579,207
	Operating Expense	72,000	28,910	40.15%	71.03%	68.78%	47,974	52,059	44,795	47,213	50,933
	Capital Outlay	0	0	0.00%	0.00%	0.00%	0	29,939	0	0	0
	Total Cares	1,243,200	\$777,839	62.57%	67.56%	70.00%	\$720,076	\$770,785	\$666,844	\$647,963	\$630,140
600	Recreation										
	Salary/Benefits	2,790,100	\$1,948,490	69.84%	69.82%	70.77%	\$1,913,368	\$1,888,605	\$1,774,224	\$1,625,250	\$1,546,401
	Operating Expense	679,500	451,775	66.49%	68.06%	66.53%	480,440	533,885	460,940	466,734	494,219
	Capital Outlay	5,000	0	0.00%	0.00%	#DIV/0!	0	0	0	0	0
	Total	\$3,474,600	2,400,265	69.08%	69.46%	69.74%	2,393,808	2,422,490	2,235,164	2,091,984	2,040,620

City of Greenbelt
Expenditures - FY2019 vs. Historical & FY 2018 Actual
February

Dept.	Description	FY 2019 Budget	Feb-19	% of FY 2019 Budget	% of FY 2018 Actual	Historical %	Feb-18	Feb-17	Feb-16	Feb-15	Feb-14
650	Aquatic & Fitness Center										
	Salary/Benefits	\$863,300	601,959	69.73%	67.06%	69.17%	553,953	552,854	508,844	476,600	472,293
	Operating Expense	371,700	227,560	61.22%	66.53%	59.82%	241,156	248,558	266,720	215,006	252,684
	Capital Outlay	0	0	0.00%	0.00%	0.00%	0	0	0	0	0
	Total	1,235,000	829,519	67.17%	66.90%	65.85%	795,109	801,412	775,564	691,606	724,977
	Total Recreation	4,709,600	\$3,229,784	68.58%	68.80%	68.73%	\$3,188,917	3,223,902	3,010,728	2,783,590	2,765,597
700	Parks										
	Salary/Benefits	1,030,000	\$631,141	61.28%	69.72%	70.88%	\$611,159	648,022	681,310	628,812	652,841
	Operating Expense	219,900	113,950	51.82%	48.08%	55.90%	95,633	136,402	110,831	105,713	139,523
	Capital Outlay	0	0	0.00%	0.00%	0.00%	0	0	0	0	0
	Total Parks	1,249,900	745,091	59.61%	65.72%	67.81%	706,792	784,424	792,141	734,525	792,364
900	Miscellaneous										
	Salary/Benefits	215,200	154,180	71.64%	65.61%	80.83%	136,399	140,348	143,466	140,348	139,297
	Operating Expense	66,400	67,178	101.17%	26.92%	30.22%	48,949	28,361	14,176	19,435	17,798
	Capital Outlay	20,000	0	0.00%	0.00%	0.00%	0	1,326	0	0	0
	Total Miscellaneous	301,600	221,358	73.39%	47.55%	58.17%	185,348	170,035	157,642	159,783	157,095
Operating Expenditures											
	Salary/Benefits	\$21,485,800	\$14,211,265	66.14%	69.44%	71.06%	\$13,228,770	\$13,705,981	\$13,501,939	\$13,270,864	\$13,398,660
	Operating Expense	4,735,200	3,038,833	64.18%	60.35%	62.52%	2,884,516	3,053,819	3,031,733	2,956,099	2,963,740
	Capital Outlay	512,000	406,763	79.45%	64.08%	74.36%	318,978	403,157	278,498	253,526	497,716
	Total Operating	\$26,733,000	\$17,656,861	66.05%	67.54%	69.42%	\$16,432,264	\$17,162,957	\$16,812,170	\$16,480,489	\$16,860,116
	Reserves										
	Non-Departmental	237,200	90,773	38.27%	128.38%	91.87%	81,932	78,283	93,705	79,166	96,167
	Workers' Compensation	653,000	520,386	79.69%	101.08%	101.59%	697,360	680,320	654,390	595,246	771,180
	Interfund Transfers	2,370,000	2,370,000	100.00%	66.34%	96.56%	2,050,000	1,605,000	1,745,200	1,075,000	950,000
	Total Reserves	3,260,200	2,981,159	91.44%	73.61%	97.82%	2,829,292	2,363,603	2,493,295	1,749,412	1,817,347
	Total General Fund	\$29,993,200	\$20,638,020	68.81%	68.37%	72.04%	\$19,261,556	\$19,526,560	\$19,305,465	\$18,229,901	\$18,677,463
	General Government	3,403,200	2,227,247	65.45%	64.80%	67.87%	1,934,193	2,042,602	1,883,030	1,958,740	1,888,889
	Planning	939,800	543,828	57.87%	62.82%	64.67%	495,007	601,214	669,558	674,370	621,895
	Public Safety	11,203,200	7,399,339	66.05%	69.96%	71.32%	7,012,973	7,455,954	7,361,024	7,338,854	7,939,032
	Public Works	3,682,500	2,512,375	68.22%	65.02%	68.38%	2,188,958	2,114,041	2,271,203	2,182,664	2,065,104
	Cares	1,243,200	777,839	62.57%	67.56%	70.00%	720,076	770,785	666,844	647,963	630,140
	Recreation	5,959,500	3,974,875	66.70%	68.22%	68.53%	3,895,709	4,008,326	3,802,869	3,518,115	3,557,961
	Miscellaneous	1,191,800	832,517	69.85%	84.36%	90.46%	964,640	928,638	905,737	834,195	1,024,442
	Interfund Transfers	2,370,000	2,370,000	100.00%	66.34%	96.56%	2,050,000	1,605,000	1,745,200	1,075,000	950,000
	Total General Fund	\$29,993,200	\$20,638,020	68.81%	68.37%	72.04%	\$19,261,556	\$19,526,560	\$19,305,465	\$18,229,901	\$18,677,463

**GREENBELT POLICE DEPARTMENT
STATISTICAL REPORT
December, 2018**

Type of Offense (Includes attempts with exception of Murder)	Sector 1 Greenbelt Center			Sector 2 Franklin Park Area			Sector 3 Greenbelt East (Residential)			Sector 3 Greenbelt East (Commercial)			Sector 4 Beltway Plaza			Sector 5 Metro Site			Sector 6 Branchville Area			Total Offenses Minus Unfounded Cases				
	Month	(-)	YTD	Month	(-)	YTD	Month	(-)	YTD	Month	(-)	YTD	Month	(-)	YTD	Month	(-)	YTD	Month	(-)	YTD	Month	(-)	YTD	Month Minus Unfounded Cases	YTD Total
Murder	0		0	1		3	0		0	0		0	0		0	0		0	0		0	0		0	1	3
Rape	1		5	4		6	0		1	0		1	0		1	0		0	0		0	0		0	5	14
Robbery	0		4	0		36	0		3	0		7	0		6	0		0	0		0	0		0	0	56
Aggravated Assaults	0		4	5		30	1		5	1		2	0		3	0		0	0		0	0		0	7	44
Breaking or Entering	1		10	4		40	1		20	0		5	2		6	0		0	0		0	0		7	8	88
Larceny	6		80	15		149	7		97	2		85	15		120	1		2	2		-1	30		48	563	
Motor Vehicle Theft	1		6	6	-1	45	0	-1	17	0		2	0		2	0		0	0		0	0		0	7	72
Totals by Sector	9		109	35		309	9		143	3		102	17		138	1		2	2		37			76	840	

(*) Indicates that the unfounded incident was reported in a previous month, and therefore is subtracted from the 'YTD Total' incidents.

(-) Note that per Uniform Crime Reporting guidelines, offenses can be cleared either by arrest, administrative closure or incident unfounded.

Sector 1 – Kenilworth Avenue north from Greenbelt Road to Cherrywood Lane and Greenbelt Road east from Kenilworth Avenue to Southway Road.

Effective 1/1/97 Ivy Lane and Cherrywood Lane changed to Sector 2. Kenilworth Avenue addresses are in Sector 1.

Sector 2 – Kenilworth Avenue south from Greenbelt Road to Old Calvert Road and Greenbelt Road west from Kenilworth Avenue to Branchville Road.

Sector 3 – Greenbelt Road east from Southway Road to Mandan Road, Hanover Parkway north from Greenbelt Road to the Baltimore-Washington Parkway south from Greenbelt Road to Good Luck Road. Sector 3 has been divided to distinguish offenses that occur in the sector's commercial and residential areas.

Sector 4 – Beltway Plaza Shopping Center and businesses on Greenbelt Road from Cherrywood Lane to the City line at Branchville Road.

Sector 6 – South of the WMATA/Metro Station Property, north of Branchville Rd./Greenbelt Rd., west of Cherrywood Lane, east of the B&O RR tracks

II. Total Offenses Year to Date – Five Year Comparison – All Sectors

January 1 to December 31 of each year

Type of Offense (includes attempts with Exception of Murder)	2014	2015	2016	2017	2018
Murder	1	1	1	4	3
Rape	10	6	5	9	14
Robbery	55	50	54	78	56
Aggravated Assaults	26	52	51	54	44
Breaking or Entering	130	138	88	98	88
Larceny	576	551	500	610	563
Motor Vehicle Theft	84	65	73	67	72
TOTALS -----	882	863	772	920	840

III. Police Service Summary

	<u>2018 MONTHLY TOTAL</u>		<u>2017 MONTHLY TOTAL</u>		<u>2018 YEAR-TO-DATE TOTAL</u>		<u>2017 YEAR-TO-DATE TOTAL</u>	
Calls for Service	2,154		2,161		24,006		25,417	
Off-Duty Responses	313*		474		4,055*		4,663	
Premise Checks	365		469		3,852		3,439	
Traffic Stops	219		178		2,297		3,354	
Case Reports	233		237		2,295		2,536	
Field Ob. Reports	19		18		158		176	
ACRS Reports	25		31		318		342	
	Adult	Juvenile	Adult	Juvenile	YTD Adult	YTD Juvenile	YTD Adult	YTD Juvenile
Arrests	39	9	21	5	284	47	348	56

*An error was detected and these numbers were changed to reflect the corrected calculations.

NOTE: November 2012 was the first full month of speed camera operation.

Speed Camera Location	Speed Camera			Red Light Camera Locations	Red Light Camera		
	December 2018 Violations	December 2017 Violations	Violations 2018 YTD		December 2018 Citations	December 2017 Citations	Violations 2018 YTD
300 Crescent Road	46	40	583	EB Greenbelt Road@ Mandan Road	36	0	578
5900 Cherrywood Lane N/B	417	392	4,489	WB Greenbelt Road @Mandan Road	72	0	493
5900 Cherrywood Lane S/B	242	310	3,329	WB Greenbelt Road@Cherrywood	238	79	1,492
7700 Hanover Parkway E/B	41	45	443	NB Kenilworth Avenue@Cherrywood	112	79	1,000
7700 Mandan Road N/B	124	149	2,119	NB Kenilworth Avenue@NB I95- Off Ramp	92	49	594
7700 Blk MD193E/B	45	91	652	NB Kenilworth Avenue@SB I-95 Off Ramp	254	107	1,746
7700 Blk MD 193 W/B	210	233	3,469				
Totals -----	1,125	1,260	15,084	Totals -----	804	314	5,903

	<u>2018 MONTHLY TOTAL</u>	<u>2017 MONTHLY TOTAL</u>	<u>2018 YEAR-TO-DATE TOTAL</u>	<u>2017 YEAR-TO-DATE TOTAL</u>
Traffic Tickets	170	123	1,834	2,215
Parking Tickets	201	124	1,616	2,686
ERO's	22	49	270	403
Warnings	280	201	2,421	3,497

NOTE: Effective January 1, 2017, parking tickets issued by city parking enforcement officers were included in the amount of parking tickets issued for the month.

IV. Traffic Statistics – Year-to-Date Totals

<u>Accidents</u>	<u>YTD – 2018</u>	<u>YTD – 2017</u>		<u>YTD – 2018</u>	<u>YTD – 2017</u>
Property Damage	1,099	1,063	DUI Arrests	65	94
Personal Injury	116	120	Other Traffic Arrests	212	244
Fatal	2	1			
TOTALS	1,217	1,184			


2019 Legislative Update
March 29, 2019

Bill #	Description	Sup/Opp	Status
HB 10	SHA – Repair & Maintenance of Sidewalks	SUP	Hearing held 1/30. Committee voted unfavorable. Bill withdrawn.
SB 200 HB 1296	Prohibited Appropriations – MAGLEV	SUP	Hearing held 2/7.
HB 102 SB 442	Toll Roads – County Consent Required	SUP w/amend	HB hearing held 2/7. SB hearing 2/27 at 1:00pm.
HB 109 SB 285	Prohibition on Expanded Polystyrene Products	SUP	HB hearing held 2/6. Committee voted favorable with amendments. Passed House 97-38. SB hearing held 2/12. Committee voted favorable with amendments. Passed Senate 34-13.
HB 251 SB 279	Grants for Aging in Place	SUP	HB hearing held 2/13. Committee voted favorable with amendments. Passed House 138-0. SB hearing held 2/14. Committee voted favorable with amendments. Passed Senate 46-0. Both bills passed the opposite chambers.
HB 209	Private Transportation Projects - Authority to Use State Rights of Way	SUP	Hearing held 2/14.
SB 387 HB 669	Pipeline and Water Protection Act	SUP	SB hearing held 2/19. Senate Committee voted favorable with amendments. HB hearing 3/7 at 1:00pm.
SB 516 HB 1158	Clean Energy Jobs Act	SUP	SB hearing held 3/5. Senate Committee voted favorable with amendments. Passed Senate 33-13. HB hearing held 3/8.
SB 316	Plug-In Vehicles – Reserved Parking Spaces	SUP	Hearing held 2/13. Committee voted unfavorable.
HB 82 SB 116	Complete Streets – Access to Healthy Food	SUP	HB hearing held 2/7. Committee voted favorable with amendments. Passed House 121-19. SB hearing held 2/13. Senate Committee voted favorable with amendments. Passed Senate 46-0.
HB 765 SB 914	Magnetic Levitation Projects – Requirements	SUP w/amend	HB hearing held 2/28.

Bill #	Description	Sup/Opp	Status
HB 517 SB 460	Pedestrian Safety Fund of 2019	SUP	HB hearing held 2/21. Committee voted favorable with amendments. Passed House 119-17. SB hearing held 3/5. Committee voted favorable. Passed Senate 47-0. House passed SB with amendments 118-18.
SB 787 HB 1281	Bikeways Network Program – Funding	SUP	SB hearing held 3/5. HB hearing held 3/7.
SB 713 HB 1020	Wireless Facilities – Permitting & Siting	SUP	SB hearing held 2/26. HB hearing held 2/21. Referred to Interim Study.
HB 654 SB 937	Wireless Facilities – Installation & Regulation	OPP	HB hearing held 2/21. Referred to Interim Study. SB hearing held 2/26.
SB 548 HB 961	Renewable Portfolio Standard – Eligible Sources	SUP	SB Hearing held 3/5. HB hearing held 3/8.
SB 478 HB 1317	Vehicles – Alteration of Tax Credit	OPP	Senate Committee voted favorable with amendments. Passed Senate 46 to 0. Amendments eliminate retroactivity and make bill provisions optional. Amended bill passed House 136-0.
HB 560	SHA – Traffic Calming Devices	SUP w/amend	Committee voted favorable with amendments. Passed House 137-0. Senate hearing held 3/28.
HB 900	Housing Cooperatives, Condominiums and Homeowner Associations	OPP	Hearing held 3/5.
HB 444	SHA – Mowing, Maintenance & Litter Removal	SUP	Hearing held 3/12.
HB 905	Low Voltage Electricians Licensure	OPP	Hearing held 3/1. Committee voted unfavorable.
HB 884 SB 533	Sales and Use Tax – Limited Residential Lodging	SUP w/amend	HB hearing held 2/26. SB hearing held 2/27. Senate Committee voted favorable with amendments. Passed Senate 40-3.

CITY NOTES

Greenbelt CARES



Week Ending March 29

Sharon Johnson presented at the 'Healthy Caregiving Solutions for Dementia Workshop' on the benefits of individuals and their caregivers participating in free community programs offered in Greenbelt and around Prince George's County. Those programs include the Memory Café, Memory Support Group and Caregiver Support groups.

Darren Stephenson and two CARES interns, Kathryn Staples and Charles Yonga, conducted the first session of Safe Dates, A Teen Dating Abuse Prevention Class. The teens were given a pre-test and several assignments from the curriculum; i.e. emotional and physical dating abuse, signs symptoms and behaviors. The teens gave positive feedback about the program. The teens received door prizes and encouraged to take heed to what was presented and to invite a friend to the next session. The program is open to all teens 12-18. A second session will be offered on Wednesday, April 3.

Liz Park met with Jeff Williams, David Moran and Anne Marie Belton to review the CARES budget in preparation for the CARES April 3 budget work session with council.

Judye Hering had several University of Maryland students shadow the CARES program on Saturday, March 23. The program is called "Intern for a Day." The purpose of the program is to introduce students to internship possibilities, learn proper workplace etiquette, research the organization and discuss the experience with the "host" site.

Judye Hering met with Gabi Clingan on Wednesday. Gabi is a graduating senior, majoring in Family Science at the University of Maryland. Gabi will intern with CARES Vocational/Educational Program in Fall 2019.

WEEKLY REPORT
Planning and Community Development
Week Ending: Friday, March 29, 2019



The following items highlight the various activities of the staff of Planning and Community Development for the past week.

CODE ENFORCEMENT

Commercial Properties: Hanover Office Park was annually inspected; and Greenway Shopping Center merchants were re-inspected.

Apartments: Crescent Square I apartments were annually inspected.

Rental Property: Ten rentals were annually inspected; Two rentals were re-inspected; and One notice was sent for a possible unlicensed rental.

Complaints: Two complaints were logged regarding infestation of mice and infestation of roaches.

Permits: Seven permits were approved and issued.

Meetings: Staff Attended:

Bid opening for Greenbelt Lake Dam project;
GHI meeting with county council representatives;
Department head meeting; and
Green ACES meeting regarding the Windsor Green Community Center Renovation Detailed Site Plan (DSP).


Staff Met With:

Woodlawn representatives to discuss various items related to South Core Station Development and WMATA trail;
Public Works Director to review as-built plans for Greenbelt Station South Core and to review construction in the right-of-way permit application;
Representatives of 7010 Greenbelt Road to discuss development plans;
Human Resources Director to discuss personnel matter; and
Representatives from Tenacity Group.

Planning Projects: Addressed questions on Greenbelt Lake Dam project;
Prepared employee performance evaluation;
Reviewed construction in the right-of-way permit;
Revised consultant's proposal to assist with discussions regarding invasive species removal at Greenbelt Station South Core;
Reviewed engineering proposal for construction management associated with Greenbelt Lake Dam project;
Prepared materials for the April 3 Advisory Planning Board meeting;
Continued drafting memo about the Comprehensive Housing Strategy;
Updated Complete and Green Streets Draft Policy presentation;
Reviewed the Bicycle and Pedestrian Impact Statement Guidelines;
Continuing work on the project for Windsor Green Community Center Renovation; and
Transportation Land-Use Connections (TLC) Application (Cherrywood Lane Complete and Green Street Retrofit Project).

Training: Staff CEZOA Training Legal Aspects of the Code; and
Staff attended Rutgers Noise Enforcement re-certification training.

GREENBELT POLICE DEPARTMENT



CRIME REPORT

MARCH 27, 2019

This activity report is provided as a public service to the community. It is intended to give an overview of the criminal activity within Greenbelt and is not a complete listing of all events and crime reported to the Greenbelt Police Department. The Weekly Activity Report is also available online at:

www.greenbeltmd.gov/police

The Greenbelt Police Department and Crime Solvers are offering a reward of up to \$1,000 for information leading to the arrest and conviction of the person(s) responsible for any of the unsolved crimes reported in this report. Call **1-866-411-TIPS** to report any information you may have. You can remain anonymous.

Additionally, you can anonymously report suspected drug activity in your neighborhood by calling our Drug Tip Line: 240-542-2145.

CENTER CITY

03/23 3:57 A.M.	Area of Greenbelt Road and Southway. DWI/DUI arrest. Yuri Anibal Ramirez Martinez, 21, of Greenbelt was arrested and charged with Driving While Impaired by Alcohol and other traffic-related charges after being stopped for a traffic violation. The suspect was released on citations pending trial.
--------------------	---


FRANKLIN PARK/BELTWAY PLAZA/GREENBELT STATION/CAPITOL OFFICE PARK/METRO

03/21 4:15 P.M.	5500 block Cherrywood Lane. Strong arm robbery. The victim advised that she was standing outside of the Chipotle restaurant when she was approached by the suspect, who punched her and took her purse. The suspect then fled the area on foot with a male subject, no further. The victim stated that she is familiar with the suspect, described as a black female with brown eyes and brown hair. The investigation is ongoing.
03/21 9:45 P.M.	6100 block Breezewood Drive. Vandalism. A rock was thrown through the bedroom window of a residence. The suspect is known to the victim and the investigation is ongoing.
03/22 3:30 A.M.	6000 block Breezewood Drive. Vandalism. A bedroom window was broken out at a residence. The suspect is known to the victim and the investigation is ongoing.



A NATIONALLY ACCREDITED LAW ENFORCEMENT AGENCY

GREENBELT POLICE DEPARTMENT



03/22 6:15 P.M.	6200 block Springhill Drive. Theft. A parcel package was taken from in front of her residence.
03/23 11:36 A.M.	6300 block Ivy Lane. Assault. The victim advised that she was involved in a traffic dispute with the suspect, with both subjects pulling into the parking lot. The suspect exited her vehicle, approached the victim and spit on her. The suspect then fled the area. The suspect is described as white female driving a black vehicle, no further.
03/24 7:11 P.M.	6200 block Springhill Drive. Vandalism. An unknown projectile broke the balcony glass of a residence.
03/24 1:00 A.M.	5800 block Cherrywood Terrace. DWI/DUI arrest. Walter Obdulio Aldana, 37, of Greenbelt was arrested and charged with Driving While Impaired by Alcohol and other traffic-related charges during the investigation of a hit and run accident. The suspect was released on citations pending trial.
03/24 11:21 P.M.	6100 block Springhill Terrace. Reckless endangerment. Unknown person(s) fired what appeared to be a single gunshot into an apartment residence. No one was injured.

GREENBELT EAST/GREENWAY SHOPPING CENTER

03/21 7:30 A.M.	8000 block Mandan Road. Theft. An unattended backpack was taken from the hallway of a condominium building.
03/23 2:58 A.M.	7500 block Greenbelt Road. DWI/DUI arrest. Dominic John Jackson, 31, of Seabrook, MD was arrested and charged with Driving While Impaired by Alcohol and other traffic-related charges after being stopped for a traffic violation. The suspect was released on citations pending trial.


Automotive Crime - City Wide

03/22	100 block Westway. Stolen auto. A black 2018 Toyota Camry 4-door, Maryland tags 9DR5247.
03/23	9100 block Springhill Lane. Theft from auto. Four tires and rims were taken from a vehicle.
03/23	200 block Lakeside Drive. Stolen tag arrest. Solomon Sesay, 24, of Greenbelt was arrested and charged with Theft. The suspect was released on citation pending trial.



A NATIONALLY ACCREDITED LAW ENFORCEMENT AGENCY

GREENBELT POLICE DEPARTMENT




03/23	Area of Springhill Drive and Cherrywood Terrace. Vandalism to auto. The paint was scratched on a vehicle. The suspect is known to the victim and the investigation is ongoing.
03/24	7800 block Mandan Road. Theft from auto. Unknown person(s) broke out the front passenger window and removed a wallet.
03/24	9200 block Edmonston Road. Stolen auto. A black 2016 Toyota Camry 4-door. The vehicle was recovered the next day in the 9300 block of Edmonston Road. No arrests.
03/24	9100 block Edmonston Road. Stolen vehicle. A 2008 GMC Arcadia. The vehicle was recovered March 27 th in the 6100 block Springhill Terrace. No arrests.
03/24	7500 block Madan Road. Theft from auto. Unknown person(s) broke out the passenger side window and removed a wallet.
03/24	Area of Mandan Road and Mandan Terrace. Attempt theft from auto. Unknown person(s) broke out the driver's side window and rifled through the vehicle. Unknown if anything was taken.
03/25	6200 block Breezewood Drive. Vandalism to auto. The paint was scratched on a vehicle.
03/25	9200 block Edmonston Road. Stolen auto. A black 2016 Toyota Camry 4-door. The vehicle was recovered the next day by the Prince George's County Police Department in the area of Sheriff Road and Harvey Drive, Hyattsville, MD. No arrests.
03/27	Recovered stolen auto. A 2010 Acura TSX 4-door, reported stolen April 19 th , 2018 from the 8000 block Mandan Road, was recovered this date by the Prince George's County Police Department in the 7600 block of Poplar Lane, Clinton, MD. No arrests.



A NATIONALLY ACCREDITED LAW ENFORCEMENT AGENCY

GREENBELT POLICE DEPARTMENT



CRIME REPORT TALLY SHEET

WEEK OF MARCH 27, 2019


The following list is comprised of the actual numbers of offenses reported during the week. Not all reports are included as narratives, only incidents of interest, unusual or public safety related items are included.

<u>GENERAL CRIMES</u>		<u>GENERAL CRIMES (CON'T)</u>	
Carjacking		Animal Bite	
Rape		Disruption of School Activities	
Armed Robbery		Transporting a Handgun in a Vehicle	
Attempt Armed Robbery		Reckless Endangerment	1
Strong Armed Robbery	1	Emergency Commitment Petition	1
Attempt Strong Armed Robbery		Missing Person	
Burglary		Fraud	5
Attempt Burglary		Unattended Death	
Assault (One domestic related)	2	Alcohol Violation	
Domestic	1	False Report	
Drugs		Harassment	
DUI/DWI	3	Field op (suspicious person)	1
Theft	4	Notification for other agency	
Vandalism	3		
Child Abuse		<u>VEHICLE RELATED CRIMES</u>	
Unattended Child		Stolen Vehicles	4
Trespass		Recovered Stolen Vehicles	4
Disorderly Conduct		Recovered Stolen Tags	1
Failure to Obey Lawful Order		Theft From Vehicles	3
Credit Card Offense		Attempt Theft From Vehicles	1
Telephone Misuse		Attempt Theft of Vehicle	
Counterfeit Money		Vandalism to Vehicles	2
Suspicious Person	1	Accidents	6



A NATIONALLY ACCREDITED LAW ENFORCEMENT AGENCY

GREENBELT POLICE DEPARTMENT



Animal Control Activity

One dog adopted.
One dog surrendered.
Three cats surrendered.
One injured squirrel rescued.
One injured bird impounded.
Two turtles impounded from a eviction.
One cat impounded from a eviction and returned to owner.
Two dogs running at large and returned back to owner.
One stray cat impounded and returned to owner.
Assisted citizen with vet care on a injured cat.
One deceased beaver removed from walk trail.
One deceased cat picked up from citizen.
Two TNR's (Trap Neutered and Released).



A NATIONALLY ACCREDITED LAW ENFORCEMENT AGENCY

Department of Public Works

Week Ending March 30, 2019



ADMINISTRATION

- Attended the Department Head meeting.
- Attended the City Council meeting.
- Met with the organizer of the HUG walk regarding this weekend's event.
- Met with the Director of Planning regarding Greenbelt Station as-built plans.
- Jim Sterling, Brian Kim and Luisa Robles participated in a conference call regarding the purchasing of EV stations with the Climate Mayors EV Purchasing Collaboration.
- Met with the solar farm contractor to discuss the project update.
- Did a walkthrough of the Community Center with city staff to discuss a space plan.

STREET MAINTENANCE/SPECIAL DETAILS

- Picked up unwanted signs and checked for graffiti.
- Pushed debris and cleaned up the mulch at the Northway Fields compost site.
- Repaired pot holes throughout the city.
- Repaired a storm drain on Crescent Road.
- Prepared a grave at the cemetery.

BUILDING MAINTENANCE

- Relamped the light fixture with LED lights in the Municipal Building library.
- Started de-winterizing the outdoor pool.
- Repaired the water fountain in the fitness wing at the Aquatic & Fitness Center.
- Repaired lights at Public Works.

REFUSE/RECYCLING/SUSTAINABILITY/ENVIRONMENTAL

- Collected 26.78 tons of refuse and 12.51 tons of recycling material.
- Performed daily SWPPP inspections.
- Started clearing the bio-retention hillside for SWPPP inspections.
- Prepared for and acted as liaison for the Forest Preserve Advisory Board meeting.
- Attended the University of Maryland GIS internship fair.
- Made preparations for (including pre digging holes for trees) and led the Arbor Day volunteer event on Saturday.
- Reviewed Green ACES/Team Agenda, contacted presenters and attended meeting.
- Translated into Spanish a "No Dumping" sign for Northway fields.
- Coordinated with Ashley from CDP (Disclosure Insight Action) for the city to report emissions and other resilience/adaptation issues.
- Sent Electronics Recycling and Shredding Day ads to Beverly Palau for publication.
- Coordinated with CMON (Composting Municipalities Organizing Now) group to meet with various officials and jurisdictions.
- Composed recommendation from Green ACES to Council on the Windsor Green project.

HORTICULTURE/PARKS

- Installed two new basketball nets – one at 2 Court Eastway and the other at Lastner Lane and Ivy Lane.
- Removed leaves and limbs from the playground at 44 Court Ridge. Also painted the spiral slide.
- Made repairs to the stand-up seesaw and installed new bench boards at the St. Hugh's playground.

FLEET MAINTENANCE

- Reupholstered the driver seat in Police vehicle #862. Also noticed that the airbag warning light was on. Scanned faults and found a fault for an open circuit in the driver's seat belt tensioner. Replaced the driver's seat belt buckle and cleared the fault and it did not return. Completed preventative maintenance.
- Removed the radio antenna and resealed the hole on Police vehicle #831. Also found issues with the radio, horn, wiring harness, and found the seat switch was not working. Re-wired the electrical system and replaced the seat switch.
- Repaired wires for the rifle rack on Police vehicle #869.
- Completed preventative maintenance on dump truck #124, pick-up truck #213 and Police vehicle #602.

Greenbelt Recreation Department

Weekly Report

Week Ending March 29, 2019

ADMINISTRATION:

- Staff is working to prepare budget reports for upcoming budget meetings.
- Met with City Manager and other senior staff to inspect the vacant ground floor space at the Community Center.
- Met with contractor to inspect tennis courts/basketball courts and solicit pricing for improvements.
- A permit extension was issued to the Greenbelt Boys and Girls Club Cheer Leading program.
- Permits for use of the ERHS field by the Greenbelt Soccer Alliance and the Greenbelt Boys and Girls Club begin next week.

YOUTH CENTER/ SPRINGHILL LAKE/PARK RANGERS/GREENBELT KIDS:

- Spring 2019 Activity Guide is available on-line and printed guides are available in city buildings.
- Registration continued on a space available basis.
- Spring classes began this week.
- Camp registration continued.
- Planning for Spring Camps continued; camp flyers were distributed, in both Spanish and English, to Greenbelt area schools and ads were included in the *Greenbelt News Review*.
- Attended Mental Health First Aid training. Training continues next week.
- The first STEM workshop, targeted toward elementary students, at Springhill Lake Recreation Center on Monday, March 25 was cosponsored with Greenbelt Library. The next STEM workshop will be April 22.
- Planning and preparation for Annual Egg Hunt at BAP continued.
- Planning and preparation for Celebration of Spring continued.
- Camp Staff positions are posted on the city website and applications for Summer 2019 are now being accepted and reviewed by staff.
- Interviews for Park Ranger positions were conducted.
- Youth Center hosted Biannual Ping Pong Tournament on Thursday evening.
- Mom's Morning Out preschoolers incorporated Signs of Spring in to their beginning reading, math, and science curriculum.

AQUATIC AND FITNESS CENTER:

- GMST met for practice on Sunday, Tuesday and Thursday.
- Russett Swim Team practice will be held on Sunday, April 7, from 3:00pm to 4:00pm.
- Special Olympics Swim Club is scheduled to meet on Friday, March 29 from 6:00pm to 8:00pm.
- One private swim lesson request was received and matched with a swim instructor (Friday-Thursday).
- GAFC Swim Instructor(s) provided 18 private swim lessons and personal training sessions (Friday-Thursday).
- April 2019 Newsletter email was delivered to 2,092 subscribers via GovDelivery on Monday.
- A total of 38 UM Shuttle Membership Passes were sold as of Friday.

COMMUNITY CENTER:

- Registration for Bike to Work Day is open at www.biketoworkmetrodc.org. Save the date: Friday, May 17th. There are over 30 bikers registered.
- Attended the first part of Mental Health First Aid training.
- Supervisor attended a walkthrough of the ground floor east space.
- Supervisor continued to field inquiries in regard to food operation rentals for the Commercial Kitchen. There have been 402 inquiries since April 2015. There are currently five food operations who received all permits and may rent the Kitchen.
- There were 6 facility reservations processed.
- There were 6 private rentals and 16 pattern rentals.
- The following free space groups were provided space: Golden Age Club, Greenbelt Concert Band, Widowed Persons Support Group, Greenbelt Soccer Alliance, Girl Scout Troop #27, CCRIC, Green ACES, Greenbelt Astronomy, Greenbelt Community Foundation and GIVES.
- The following City groups were provided space: Be Happy, Be Healthy Line Dancing, Volleyball, Yoga & Pickleball, City Council, Economic Development Coordinator and Senior Citizen's Advisory Committee.

ARTS:

- Spring classes began this week and registration is ongoing. Thirty two classes and open studio programs are currently active, with 301 participants enrolled.
- Staff observed the Maryland State Arts Council review panel meeting at which the city's application for FY20 support was discussed. Greenbelt fared very well in the discussion and rating process, with panelists praising the enthusiastic engagement in our diverse program offerings among community members of all ages.
- A new exhibition is being installed at the Greenbelt Community Center Art Gallery. Intricacies and Polarities: Meditations on the Natural World by Leslie Shellow will open on Monday and continue through June 2.

THERAPEUTIC RECREATION:

- Supervisor attended Senior Citizens Advisory Committee Meeting- Discussed upcoming Not For Seniors Only event, and stairs (interior & exterior) for Community Center.
- Supervisor attended Mental Health First Aid Training.
- Food Service Manager attended Nutrition Site Coordinator Meeting
- Senior Nutrition served 84 hot meals the week of 3/25-3/29.