

THE CITY OF

GREENBELT

MARYLAND

GOVERNMENT

CITY SERVICES

COMMUNITY

VISITING

I WANT TO...

January 2016

Sunday	Monday	Tuesday	Wednesday	Thursday	Friday	Saturday
27	28	29	30	31	01 New Year's Holiday-Offices Closed	02
03	04 Special Meeting - Draft Environmental Impact Statement (DEIS) for FBI, 7:30PM Work Session - Cablecast Upgrades/Review of Digital Integration Proposal, 8pm, MB	05	06 Work Session - Briefing on Volunteerism Report, 8pm, CC	07 Free Produce Distribution	08	09 Donation Drop-Off
10	11 Youth Advisory Committee, 5:30pm Greenbriar Meeting Room Regular City Council Meeting, 8pm, MB Interviews for Advisory Groups, 7:20PM, MB (Library)	12 Community Relations Advisory Board, 7:30pm, MB	13 MML Legislative Reception (Annapolis), 6:00PM Work Session - Playground Surfacing, 8:30PM, CC	14	15	16
17	18 City Holiday-Martin Luther King Jr. Day - Offices Closed MLK, Jr. National Day of Service	19 Stewards of Children Program, 7pm, MB	20 Park and Recreation Advisory Board, 7:30pm, CC Work Session - Capital Office Park, 8PM, CC	21 Forest Preserve Advisory Board, 7pm, CC	22	23 Donation Drop-Off Electronics Recycling
24	25 Regular City Council Meeting, 8pm, MB Interview for Advisory Group, 7:40PM, MB (Library) Anger Management Class	26 Advisory Committee on Education, Principals' Meeting 6:30pm, MB Green ACES and Green Team, 7:30pm, CC	27 Senior Citizen Advisory Committee, 7pm Community Center Advisory Planning Board, 7:30pm, CC Four Cities Meeting - Zoning Rewrite (College Park) 7:30PM	28	29	30 Stormwater Audit
31	01	02	03	04	05	06






THE CITY OF
GREENBELT
 MARYLAND

[GOVERNMENT](#)
[CITY SERVICES](#)
[COMMUNITY](#)
[VISITING](#)
[I WANT TO...](#)

February 2016

Sunday	Monday	Tuesday	Wednesday	Thursday	Friday	Saturday
31	01 Work Session - Greenbelt Lake, 8PM, MB	02 Arts Advisory Board, 7pm, CC	03 Work Session - Transit, 8PM, CC	04 Free Produce Distribution	05	06
07	08 Youth Advisory Committee, 5:30pm GAFC Regular Meeting, 8PM, MB	09	10 Advisory Planning Board, 7:30pm, CC Work Session - City Manager Update, 8PM, CC	11	12	13
14	15 City Holiday - Presidents' Day - Offices Closed Presidents' Day of Service	16	17 Work Session - PGCPs CEO Dr. Maxwell and School Board Member Grady, 8PM, CC	18 PGCMA (Greenbelt), 6PM	19	20
21	22 Regular Meeting, 8PM, MB	23 Advisory Committee on Education, 7pm, MB Green ACES and Green Team, 7:30pm, CC	24 Senior Citizen Advisory Committee, 7pm Community Center Advisory Planning Board, 7:30pm, CC Work Session - TBD, 8PM, CC	25 Forest Preserve Advisory Board, 7pm, CC Four Cities Meeting - Dr. Loh, University of Maryland, 7:30PM (College Park)	26	27 Rain Garden Workshop
28	29 Work Session - TBD, 8PM, MB	01	02	03	04	05





City Manager's Report Week Ending January 15, 2016

1. Attached is the student population in Greenbelt schools as well as in all County schools. A copy of this will be made part of meeting with School Board representative Grady and Schools CEO Dr. Maxwell in February.
2. Attached is copy of a letter being sent next week to Greenbelt businesses from the Hyattsville Community Development Corporation as part of their study. A brief summary of their work to date will be provided next week.
3. Met with Acting Public Works Director and Superintendent of Parks to review preliminary final draft of Sustainable Land Care Policy. A draft will be forwarded to Council next week and sent out to advisory boards for review and comment.
4. Also attached is the November Statistical Report from the Police Department.
5. Met with City Treasurer on his FY 2017 budget preparation and review to date.
6. Assistant City Manager
 - a. Sent out Capital Project and Replacement Fund Budget materials for FY 2017.
 - b. Staffed a CRAB meeting.
 - c. Held a meeting of Maryland City Managers working on hosting the 2018 ICMA Conference in Baltimore.
7. Finance Department
 - a. Completed FY16 analysis and FY17 projection of electricity, natural gas and motor vehicle fuel.
 - b. Completed review of Police and Recreation Departments budget for FY16 and FY17.
 - c. Completed preparation of W-2 and sent to employees.
8. Information Technology
 - a. Met with New World and Police re: Maintenance renewal and upgrade options
 - b. Worked with RecTrac and Plug N Pay to resolve Credit Card processing issue
 - c. Worked with vendor to troubleshoot Center Camera connection issue
9. City Clerk attended the regional conference of the International Institute of Municipal Clerks.
10. Prepared for Regular Meeting on January 11, work sessions on January 13 and 20.
11. Attended the MML Legislative Reception along with a number of Council members and Assistant City Manager.
12. Attended a going away luncheon for Graham Waters, Administrative Officer for New Carrollton. Mr. Waters has accepted a job in Coventry, Rhode Island. It appears that Joe Nagro, retired College Park City Manager, will serve as Interim Administrative Officer for a few months.

cc: Department Heads
David Moran, Assistant City Manager
Cindy Murray, City Clerk

Mary Johnson, Human Resources Officer
John Shay, City Solicitor

COUNCIL ACTION REQUESTS (CAR) REPORT

as of January 15, 2016

NO.	REQUESTOR	DATE	REQUEST	DUE DATE	REFERRED TO	STATUS/COMMENT (* = COMPLETED)
2016						
1	M & C Meeting	1/11	Refer American Chestnut Tree grant opportunity to Advisory Committee on Trees.	3/30/16	Jim S.	
2015						
43	Work Session	12/16	Research County Rental Tax Credit program – Establish one for City?	3/30/16	David	
42	Work Session	12/2	Draft language for Standing Rules to allow voting remotely.	2/28/15	John	
41	M & C Meeting	11/23	Language defining difference and use of Ordinance vs. Resolution vs. letter.	1/30/16	John	
39	Work Session	10/14	Can there be signage on the Beltway for Roosevelt Center (e.g. – McDonalds)?	12/30/15	Celia	
38	Work Session	10/21	Pull together info about Greenbelt Station development and city for Greenbelt Station residents.	12/30/15	Mike	Being drafted @ 1/15/16.
37	M & C Meeting	10/19	Request from Mr. Drago to have periodic art sales at Roosevelt Center - Refer to AAB.	3/30/16	Julie/John S.	Board discussed 11/3 and 12/1.
33	M & C Meeting	10/19	Study need for speed bumps on Ridge Road between Southway and Westway.	12/30/15	Celia	Data has been gathered. Report being drafted @ 11/6/15.
32	M & C Meeting	9/15	Check into Step Club request on bench and table request.	12/30/15	Planning	Request has been handled – City Manager report 12/11/15.*
31	Work Session	8/24	Develop a complete green street policy/standard.	6/30/16	Celia	

NO.	REQUESTOR	DATE	REQUEST	DUE DATE	REFERRED TO	STATUS/COMMENT (*=COMPLETED)
27	M & C Meeting	8/10	Incorporate PSAC recommendations into Emergency Operations Plan.	11/30/15	David	
26	M & C Meeting	8/10	Proceed on vacation of GHI ROW's.	12/31/15	Celia	Underway.
16	M & C Meeting	6/22	Review Joe Murray's Tick Control proposal – contact BARC and Greenbelt Park NPS.	12/30/15	Celia/Jim S.	
15	M & C Meeting	6/22	Provide Council with list of property acquisitions and available land.	9/30/15	Celia	Being prepared @ 9/23/15.
14	M & C Meeting	6/08	Refer to PSAC – feasibility of re-establishing “fire sirens” for emergency alerts.	12/30/15	Mary/Tom	
13	Work Session	6/03	Develop policy for Public Information Act requests, reflecting new legislative changes.	10/3/15	Cindy	
7	Work Session	2/04	Look into training on running meetings for advisory boards. Also on the mechanics of the city's referral process.	6/30/15	Cindy	
6	M & C Meeting	1/26	Report on petition from Tim Cohen-Mitchell on application to Youth Advisory Committee.	3/30/15	Cindy	

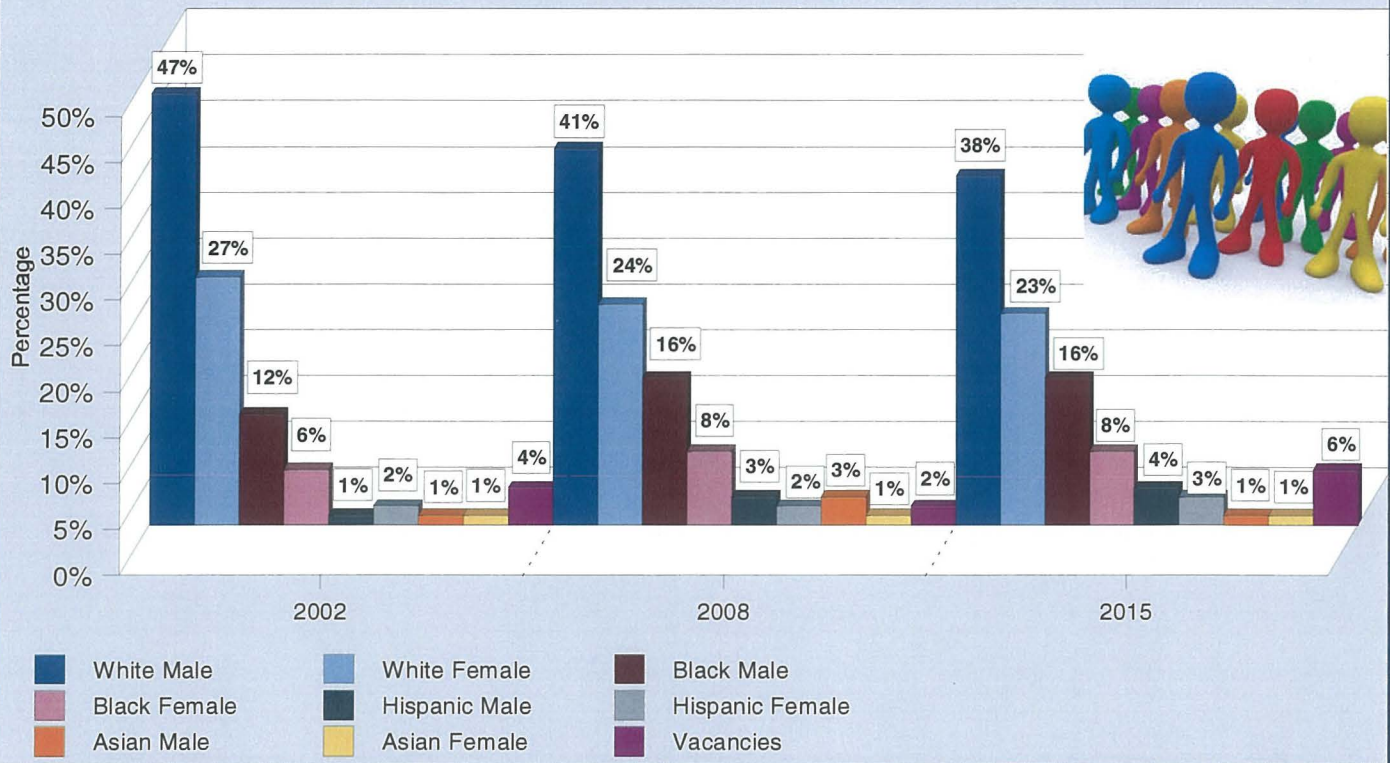
2014

36	Ms. Davis	10/18	Research interpretive sign on history of old Greenbelt Middle School.	12/30/14	David	School system approved @ 8/24/15. Draft done. 30 th anniversary set for November 6, 2015, but no notice received.
32	Work Session	8/29	Assess pros and cons of relocating Parking Enforcement, Animal Control and/or Code Enforcement functions (Organizational Assessment).	12/30/14	Mike/Celia	
31	Work Session	8/29	Prepare revised MOU with GATE following 7/23/14 work session.	10/30/14	Mike	Met 4/1/15. Proposal received 6/10/15. Returned for more consideration. Revision received 10/7/15. Memo in 1/8/16 City Manager report.

NO.	REQUESTOR	DATE	REQUEST	DUE DATE	REFERRED TO	STATUS/COMMENT (*=COMPLETED)
30	Work Session	8/29	Prepare report on Green Ridge House admission policies.	10/30/14	Mike	
29	Mr. Putens	8/29	Develop position description for Deputy City Manager, Management Analyst and Deputy Chief positions.	11/30/14	Mary	Drafted @ 1/7/15.
17	M & C Meeting	7/14	Request installation of crosswalk on Southway in vicinity of B/W Parkway Ramp.	12/30/14	Mike	Sent to SHA. Discussed at 6/10/15 work session. Update provided 9/21/15. On SHA work program.
12	M & C Meeting	4/28	Prepare response to petition for drinking fountain in Roosevelt Center.	7/30/14	Jim S.	Response in 10/24/14 City Manager Report. Resent 8/7/15.
10	Work Session	4/23	Research whether city can/should enforce recycling for multi-family housing.	6/30/14	John	
8	Work Session	3/26	Status of removing double poles.	4/30/14	Jim S.	At least 22 (25%) corrected since April 2015. Update sent by email 1/5/16. Only six (6) remain.*
2013						
45	M & C Meeting	10/28	Are there limitations on how long banner signs can be in use – County Zoning Code or City Covenants – Franklin Park signage issue?	1/31/14	Celia	
39	M & C Meeting	10/14	Prepare report on pros and cons of city having CB-89 type legislation.	12/30/13	John/Mike	Awaiting response from County Executive @ 12/11/13. Email update provided 2/4/14. City Solicitor opinion provided 2/14/14.
34	Work Session	7/15	Check on history of pipe in dam - Any agreement with SHA or WSSC? Any evidence that WSSC crushed pipe in install of 96 inch main?	12/30/13	Mike	


NO.	REQUESTOR	DATE	REQUEST	DUE DATE	REFERRED TO	STATUS/COMMENT (*=COMPLETED)
27	M & C Meeting	7/8	What would be next steps if County proceeds on Sunnyside project?	9/30/13	John	Met with City Solicitor on 9/11/13. Awaiting response from County Executive from 12/11/13 meeting.
2012						
5	M & C Meeting	3/12	Refer to P&CD, Rec. Dept., PRAB and YAC – Should there be a dog park in center part of city? Details in meeting minutes.	10/30/12	Celia/Julie	Changed due date to October 2012 due to workload. Funds provided in FY 2016 budget.
4	M & C Meeting	1/9	Refer Sustainable Land Care Policy to ACT, Green ACES, YAC and FPAB for review and comment.	3/30/12	Cindy	Referred at 1/13/12. FPAB has reviewed @ 7/19/12. YAC submitted report @ 9/19/12. ACT did detailed review in July and August 2013 and has submitted revised version @ 10/29/13. Final Draft to be forwarded 1/22/16.
2011						
9	Work Session	6/13	Look at need for lighting along walkways between 11 and 13 Court Ridge. Also look at condition of existing lighting, walkway and vegetation. Further survey and referral to PSAC.	9/30/11	Mike	Checking power availability at 11 - 13 Courts.
2010						
32	Mayor Davis	6/25	Does city need its own ordinance to limit roadside solicitation per 2008 State law?	8/30/10	John	City Solicitor response in 9/3/10 City Manager Report. A city ordinance is being drafted.
28	Work Session	6/9	Draft legislation to implement new planning authority (CB-16).	9/30/10	John	County legislation approved 5/3/11. City Solicitor drafting language @ 1/25/12.
16	Work Session	4/21	Develop policy on when city will issue proclamation – Mayor's authority?	7/30/10	Cindy	Ms. Davis has reviewed proclamations back to 2000 and working on report.

COMPOSITION OF WORKFORCE



GREENBELT SCHOOL POPULATIONS

As of September 30



	2010	2012	2014	2015
Greenbelt Elementary	592	574	600	621
Springhill Lake Elementary	694	729	859	853
Magnolia Elementary	456	484	492	484
Turning Point Academy	466	535	622	642
Greenbelt Middle	732	988	1,166	1,293
Eleanor Roosevelt HS	2,669	2,489	2,504	2,506
Dora Kennedy French Immersion	n/a	n/a	610	651
Total	5,609	5,799	6,853	7,050

Source: Prince George's County Public Schools, Pupil Accounting

Note: New Middle School opened August 2012

Prince George's County Public Schools
SY2015-2016 Official Enrollment by School and Grade

NAME	Kindergarten	GR01	GR02	GR03	GR04	GR05	GR06	GR07	GR08	GR09	GR10	GR11	GR12	SUBTOTAL	PreK	PUPILS
ACADEMY OF HEALTH SCIENCES AT PGCC	-	-	-	-	-	-	-	-	-	117	98	104	88	407	-	407
ACCOKEEK ACADEMY	81	101	105	108	132	111	259	262	265	-	-	-	-	1,424	21	1,445
ADELPHI ELEMENTARY	114	107	118	108	99	70	75	-	-	-	-	-	-	691	40	731
ALLENWOOD ELEMENTARY	54	35	61	62	54	58	44	-	-	-	-	-	-	368	20	388
ANDREW JACKSON ACADEMY	71	56	65	80	71	59	58	75	70	-	-	-	-	605	18	623
ANNAPOLIS ROAD ACADEMY	-	-	-	-	-	-	-	-	-	63	29	-	-	92	-	92
APPLE GROVE ELEMENTARY	64	59	79	49	59	65	69	-	-	-	-	-	-	444	19	463
ARDMORE ELEMENTARY	61	65	50	69	74	89	58	-	-	-	-	-	-	466	27	493
ARROWHEAD ELEMENTARY	46	47	67	47	54	56	-	-	-	-	-	-	-	317	-	317
AVALON ELEMENTARY	51	73	47	52	59	49	60	-	-	-	-	-	-	391	23	414
BADEN ELEMENTARY	24	29	33	42	34	41	27	-	-	-	-	-	-	230	34	264
BARACK OBAMA ELEMENTARY	91	87	124	106	107	108	-	-	-	-	-	-	-	623	14	637
BARNABY MANOR ELEMENTARY	74	75	59	59	60	64	-	-	-	-	-	-	-	391	70	461
BEACON HEIGHTS ELEMENTARY	80	65	62	69	74	54	59	-	-	-	-	-	-	463	35	498
BELTSVILLE ACADEMY	128	133	120	141	118	115	86	106	103	-	-	-	-	1,050	40	1,090
BENJAMIN D FOULDIS ACADEMY	50	49	51	50	50	51	72	85	90	-	-	-	-	548	-	548
BENJAMIN STODDERT MIDDLE	-	-	-	-	-	-	180	203	216	-	-	-	-	599	-	599
BENJAMIN TASKER MIDDLE	-	-	-	-	-	-	267	262	292	-	-	-	-	821	-	821
BERWYN HEIGHTS ELEMENTARY	57	85	68	57	69	66	55	-	-	-	-	-	-	457	20	477
BLADENSBURG ELEMENTARY	98	108	113	99	97	85	95	-	-	-	-	-	-	695	66	761
BLADENSBURG HIGH	-	-	-	-	-	-	-	-	-	637	477	345	351	1,810	-	1,810
BOND MILL ELEMENTARY	89	94	90	92	89	79	-	-	-	-	-	-	-	533	-	533
BOWIE HIGH	-	-	-	-	-	-	-	-	-	649	597	560	575	2,381	-	2,381
BRADBURY HEIGHTS ELEMENTARY	67	68	62	56	63	46	64	-	-	-	-	-	-	426	52	478
BRANDYWINE ELEMENTARY	58	50	66	85	68	79	-	-	-	-	-	-	-	406	18	424
BUCK LODGE MIDDLE	-	-	-	-	-	-	191	499	495	-	-	-	-	1,185	-	1,185
C ELIZABETH RIEG	11	14	4	2	8	8	6	2	13	9	7	14	5	103	-	103
CALVERTON ELEMENTARY	142	137	149	150	131	127	-	-	-	-	-	-	-	836	38	874
CAPITOL HEIGHTS ELEMENTARY	20	18	41	40	52	44	-	-	-	-	-	-	-	215	20	235
CARMODY HILLS ELEMENTARY	63	61	72	74	74	57	55	-	-	-	-	-	-	456	36	492
CAROLE HIGHLANDS ELEMENTARY	91	53	75	64	55	46	34	-	-	-	-	-	-	418	34	452
CARROLLTON ELEMENTARY	80	92	89	109	73	97	-	-	-	-	-	-	-	540	92	632
CATHERINE T REED ELEMENTARY	79	89	81	78	76	89	-	-	-	-	-	-	-	492	20	512
CENTRAL HIGH	-	-	-	-	-	-	-	-	-	287	272	204	184	947	-	947
CESAR CHAVEZ ELEMENTARY	73	66	21	30	38	17	30	-	-	-	-	-	-	275	14	289
CHAPEL FORGE E C C	-	-	-	-	-	-	-	-	-	-	-	-	-	-	204	204
CHARLES CARROLL MIDDLE	-	-	-	-	-	-	157	457	426	-	-	-	-	1,040	-	1,040
CHARLES HERBERT FLOWERS HIGH	-	-	-	-	-	-	-	-	-	593	532	533	435	2,093	-	2,093
CHEROKEE LANE ELEMENTARY	83	80	70	75	68	63	73	-	-	-	-	-	-	512	-	512
CHESAPEAKE MATH AND IT ELEMENTARY PUBLIC CHARTER	99	101	100	50	51	50	-	-	-	-	-	-	-	451	-	451
CHESAPEAKE MATH AND IT PUBLIC CHARTER	-	-	-	-	-	-	155	156	155	56	109	69	-	700	-	700
CHESAPEAKE MATH AND IT SOUTH PUBLIC CHARTER	-	-	-	-	-	-	162	144	144	-	-	-	-	450	-	450
CHILLUM ELEMENTARY	55	63	38	35	41	30	-	-	-	-	-	-	-	262	35	297
CLINTON GROVE ELEMENTARY	39	39	39	47	48	43	54	-	-	-	-	-	-	309	-	309
COLLEGE PARK ACADEMY	-	-	-	-	-	-	111	111	107	103	-	-	-	432	-	432
COLUMBIA PARK ELEMENTARY	68	66	60	77	66	60	52	-	-	-	-	-	-	449	41	490
COMMUNITY-BASED CLASSROOM	-	-	-	-	-	-	-	-	-	3	6	16	87	112	-	112
CONCORD ELEMENTARY	51	61	53	56	52	47	35	-	-	-	-	-	-	355	40	395
COOL SPRING ELEMENTARY	117	143	108	123	74	86	68	-	-	-	-	-	-	719	111	830
COOPER LANE ELEMENTARY	65	64	69	70	57	62	70	-	-	-	-	-	-	457	54	511

prepared by
Pupil Accounting & School Boundaries

**Prince George's County Public Schools
SY2015-2016 Official Enrollment by School and Grade**

NAME	Kindergarten	GR01	GR02	GR03	GR04	GR05	GR06	GR07	GR08	GR09	GR10	GR11	GR12	SUBTOTAL	PreK	PUPILS
CORA L RICE ELEMENTARY	83	112	102	102	100	107	110	-	-	-	-	-	-	716	56	772
CROOM HIGH	-	-	-	-	-	-	-	-	-	-	-	46	50	96	-	96
CROSSLAND EVENING/SAT HIGH	-	-	-	-	-	-	-	-	-	19	27	15	34	95	-	95
CROSSLAND HIGH	-	-	-	-	-	-	-	-	-	328	302	199	228	1,057	-	1,057
DEERFIELD RUN ELEMENTARY	102	113	114	96	89	85	-	-	-	-	-	-	-	599	40	639
DISTRICT HEIGHTS ELEMENTARY	65	65	69	72	72	69	66	-	-	-	-	-	-	478	19	497
DODGE PARK ELEMENTARY	70	95	77	74	72	81	54	-	-	-	-	-	-	523	40	563
DORA KENNEDY FRENCH IMMERSION	100	102	76	71	64	63	52	57	66	-	-	-	-	651	-	651
DOSWELL E BROOKS ELEMENTARY	30	38	44	15	26	33	30	-	-	-	-	-	-	216	20	236
DR HENRY A WISE, JR. HIGH	-	-	-	-	-	-	-	-	-	661	538	517	462	2,178	-	2,178
DREW-FREEMAN MIDDLE	-	-	-	-	-	-	-	313	326	-	-	-	-	639	-	639
DUVAL HIGH	-	-	-	-	-	-	-	-	-	500	567	340	301	1,708	-	1,708
DWIGHT D EISENHOWER MIDDLE	-	-	-	-	-	-	246	343	334	-	-	-	-	923	-	923
EDWARD M FELEGY ELEMENTARY	125	152	131	117	108	107	-	-	-	-	-	-	-	740	56	796
ELEANOR ROOSEVELT HIGH	-	-	-	-	-	-	-	-	-	707	665	544	590	2,506	-	2,506
ERNEST EVERETT JUST MIDDLE	-	-	-	-	-	-	89	269	263	-	-	-	-	621	-	621
EXCEL ACADEMY PUBLIC CHARTER	54	50	50	51	50	50	43	36	36	-	-	-	-	420	-	420
FAIRMONT HEIGHTS HIGH	-	-	-	-	-	-	-	-	-	150	152	194	169	665	-	665
FLINTSTONE ELEMENTARY	58	76	62	52	61	59	50	-	-	-	-	-	-	418	20	438
FOREST HEIGHTS ELEMENTARY	30	45	38	34	31	34	43	-	-	-	-	-	-	255	40	295
FORESTVILLE HIGH	-	-	-	-	-	-	-	-	-	208	176	136	165	685	-	685
FORT FOOTE ELEMENTARY	49	49	40	41	38	43	37	-	-	-	-	-	-	297	31	328
FORT WASHINGTON FOREST ELEM	41	36	38	51	43	33	-	-	-	-	-	-	-	242	20	262
FRANCES R FUCHS E C C	-	-	-	-	-	-	-	-	-	-	-	-	-	-	298	298
FRANCIS SCOTT KEY ELEMENTARY	69	81	73	68	80	81	77	-	-	-	-	-	-	529	32	561
FRANCIS T EVANS ELEMENTARY	49	64	64	58	45	41	-	-	-	-	-	-	-	321	34	355
FREDERICK DOUGLASS HIGH	-	-	-	-	-	-	-	-	-	271	228	207	228	934	-	934
FRIENDLY HIGH	-	-	-	-	-	-	-	-	-	264	233	241	215	953	-	953
G JAMES GHOLSON MIDDLE	-	-	-	-	-	-	-	324	323	-	-	-	-	647	-	647
GAYWOOD ELEMENTARY	76	78	75	77	80	79	-	-	-	-	-	-	-	465	39	504
GLADYS NOON SPELLMAN ELEMENTARY	97	61	69	76	74	70	61	-	-	-	-	-	-	508	20	528
GLASSMANOR ELEMENTARY	39	54	47	53	41	46	40	-	-	-	-	-	-	320	20	340
GLENARDEN WOODS ELEMENTARY	-	-	106	119	126	128	-	-	-	-	-	-	-	479	-	479
GLENN DALE ELEMENTARY	94	80	80	117	76	84	-	-	-	-	-	-	-	531	-	531
GLENRIDGE ELEMENTARY	113	106	116	110	120	130	103	-	-	-	-	-	-	798	41	839
GREEN VALLEY ACADEMY	-	-	-	-	-	-	1	10	13	62	29	-	-	115	-	115
GREENBELT DAY CARE CENTER	-	-	-	-	-	-	-	-	-	-	-	-	-	-	15	15
GREENBELT ELEMENTARY	102	113	92	91	98	91	-	-	-	-	-	-	-	587	34	621
GREENBELT MIDDLE	-	-	-	-	-	-	349	469	475	-	-	-	-	1,293	-	1,293
GWYNN PARK HIGH	-	-	-	-	-	-	-	-	-	281	269	263	239	1,052	-	1,052
GWYNN PARK MIDDLE	-	-	-	-	-	-	172	220	223	-	-	-	-	615	-	615
H WINSHIP WHEATLEY E C C	-	-	-	-	-	-	-	-	-	-	-	-	-	-	305	305
HEATHER HILLS ELEMENTARY	-	-	91	99	97	100	-	-	-	-	-	-	-	387	-	387
HIGH BRIDGE ELEMENTARY	66	60	71	57	77	55	-	-	-	-	-	-	-	386	-	386
HIGH POINT HIGH	-	-	-	-	-	-	-	-	-	710	778	497	442	2,427	-	2,427
HIGHLAND PARK ELEMENTARY	29	42	62	63	70	64	30	-	-	-	-	-	-	360	58	418
HILLCREST HEIGHTS ELEMENTARY	80	81	84	86	83	72	-	-	-	-	-	-	-	486	28	514
HOLLYWOOD ELEMENTARY	76	55	57	65	61	51	-	-	-	-	-	-	-	365	29	394
HYATTSVILLE ELEMENTARY	86	84	102	74	94	80	-	-	-	-	-	-	-	520	46	566
HYATTSVILLE MIDDLE	-	-	-	-	-	-	180	313	349	-	-	-	-	842	-	842

Prince George's County Public Schools
SY2015-2016 Official Enrollment by School and Grade

NAME	Kindergarten	GR01	GR02	GR03	GR04	GR05	GR06	GR07	GR08	GR09	GR10	GR11	GR12	SUBTOTAL	PreK	PUPILS
IMAGINE ANDREWS PUBLIC CHARTER	55	56	54	55	56	51	53	46	45	-	-	-	-	471	-	471
IMAGINE FOUNDATIONS AT LEELAND PCS	52	53	54	54	58	55	56	52	50	-	-	-	-	484	-	484
IMAGINE FOUNDATIONS AT MORNINGSIDE PCS	52	49	56	55	103	101	51	-	-	-	-	-	-	467	-	467
IMAGINE LINCOLN PCS	51	55	54	55	55	54	53	55	48	-	-	-	-	480	-	480
INCARCERATED YOUTH CENTER (JACS)	-	-	-	-	-	-	-	-	-	8	2	3	1	14	-	14
INDIAN QUEEN ELEMENTARY	34	39	34	38	27	41	35	-	-	-	-	-	-	248	20	268
INTERNATIONAL HIGH SCHOOL @ LANGLEY PARK	-	-	-	-	-	-	-	-	-	99	-	-	-	99	-	99
INTERNATIONAL HIGH SCHOOL @ LARGO	-	-	-	-	-	-	-	-	-	97	-	-	-	97	-	97
ISAAC J GOURDINE MIDDLE	-	-	-	-	-	-	89	202	219	-	-	-	-	510	-	510
J FRANK DENT ELEMENTARY	37	47	42	56	43	27	30	-	-	-	-	-	-	282	20	302
JAMES E DUCKWORTH	8	2	10	12	6	5	3	5	6	9	7	8	4	85	-	85
JAMES H HARRISON ELEMENTARY	39	53	51	53	34	34	50	-	-	-	-	-	-	314	11	325
JAMES MADISON MIDDLE	-	-	-	-	-	-	223	213	366	-	-	-	-	802	-	802
JAMES MC HENRY ELEMENTARY	128	123	101	100	118	92	-	-	-	-	-	-	-	662	86	748
JAMES RYDER RANDALL ELEMENTARY	47	50	43	50	42	38	-	-	-	-	-	-	-	270	202	472
JOHN H BAYNE ELEMENTARY	63	68	70	72	63	80	-	-	-	-	-	-	-	416	40	456
JOHN HANSON MONTESSORI	48	50	44	42	30	36	34	28	35	-	-	-	-	347	139	486
JUDGE SYLVANIA W WOODS, SR. ELEM	98	100	114	98	106	96	87	-	-	-	-	-	-	699	76	775
JUDITH P HOYER MONTESSORI	47	38	29	22	27	16	17	11	6	-	-	-	-	213	93	306
KENILWORTH ELEMENTARY	46	62	63	48	54	54	-	-	-	-	-	-	-	327	-	327
KENMOOR E C C	-	-	-	-	-	-	-	-	-	-	-	-	-	-	242	242
KENMOOR MIDDLE	-	-	-	-	-	-	219	298	335	-	-	-	-	852	-	852
KETTERING ELEMENTARY	75	63	69	68	59	47	-	-	-	-	-	-	-	381	20	401
KETTERING MIDDLE	-	-	-	-	-	-	242	274	211	-	-	-	-	727	-	727
KINGSFORD ELEMENTARY	74	77	77	61	62	93	79	-	-	-	-	-	-	523	57	580
LAKE ARBOR ELEMENTARY	103	111	92	97	115	81	-	-	-	-	-	-	-	599	38	637
LAMONT ELEMENTARY	78	80	79	99	67	84	-	-	-	-	-	-	-	487	76	563
LANGLEY PK- MCCORMICK ELEMENTARY	141	134	126	114	103	78	66	-	-	-	-	-	-	762	100	862
LARGO HIGH	-	-	-	-	-	-	-	-	-	242	153	226	227	848	-	848
LAUREL ELEMENTARY	88	104	92	88	76	74	-	-	-	-	-	-	-	522	37	559
LAUREL HIGH	-	-	-	-	-	-	-	-	-	490	518	406	433	1,847	-	1,847
LEWISDALE ELEMENTARY	112	94	116	101	108	96	-	-	-	-	-	-	-	627	75	702
LONGFIELDS ELEMENTARY	48	36	51	51	50	54	38	-	-	-	-	-	-	328	40	368
MAGNOLIA ELEMENTARY	58	70	74	78	46	61	62	-	-	-	-	-	-	449	35	484
MARGARET BRENT	8	15	12	10	8	6	8	6	15	11	3	6	2	110	-	110
MARLTON ELEMENTARY	44	34	53	62	55	51	-	-	-	-	-	-	-	299	29	328
MARTIN LUTHER KING, JR. MIDDLE	-	-	-	-	-	-	246	210	203	-	-	-	-	659	-	659
MARY HARRIS "MOTHER" JONES ELEM	159	156	148	161	141	109	-	-	-	-	-	-	-	874	80	954
MATTAPONI ELEMENTARY	57	38	63	61	66	62	-	-	-	-	-	-	-	347	-	347
MAYA ANGELOU FRENCH IMMERSION	94	79	59	57	47	46	42	41	31	-	-	-	-	496	-	496
MELWOOD ELEMENTARY	61	74	76	69	85	74	-	-	-	-	-	-	-	439	-	439
MONTPELIER ELEMENTARY	93	97	83	91	90	97	-	-	-	-	-	-	-	551	35	586
MT RAINIER ELEMENTARY	41	47	41	38	47	40	31	-	-	-	-	-	-	285	24	309
NICHOLAS OREM MIDDLE	-	-	-	-	-	-	207	368	375	-	-	-	-	950	-	950
NORTH FORESTVILLE ELEMENTARY	34	43	52	49	39	45	43	-	-	-	-	-	-	305	20	325
NORTHVIEW ELEMENTARY	102	124	112	127	99	114	-	-	-	-	-	-	-	678	40	718
NORTHWESTERN EVENING/SAT HIGH	-	-	-	-	-	-	-	-	-	21	18	15	32	86	-	86
NORTHWESTERN HIGH	-	-	-	-	-	-	-	-	-	740	626	431	431	2,228	-	2,228
OAKLANDS ELEMENTARY	73	75	70	71	47	51	-	-	-	-	-	-	-	387	40	427
OVERLOOK ELEMENTARY	77	72	13	24	26	23	-	-	-	-	-	-	-	235	15	250

prepared by
Pupil Accounting & School Boundaries

Prince George's County Public Schools
SY2015-2016 Official Enrollment by School and Grade

NAME	Kindergarten	GR01	GR02	GR03	GR04	GR05	GR06	GR07	GR08	GR09	GR10	GR11	GR12	SUBTOTAL	PreK	PUPILS
OXON HILL ELEMENTARY	34	47	53	50	53	49	50	-	-	-	-	-	-	336	-	336
OXON HILL HIGH	-	-	-	-	-	-	-	-	-	429	402	343	274	1,448	-	1,448
OXON HILL MIDDLE	-	-	-	-	-	-	-	279	285	-	-	-	-	564	-	564
PAINT BRANCH ELEMENTARY	54	50	40	65	41	41	35	-	-	-	-	-	-	326	58	384
PANORAMA ELEMENTARY	108	86	73	75	96	73	6	-	-	-	-	-	-	517	39	556
PARKDALE HIGH	-	-	-	-	-	-	-	-	-	709	617	462	409	2,197	-	2,197
PATUXENT ELEMENTARY	36	54	51	42	41	31	-	-	-	-	-	-	-	255	29	284
PERRYWOOD ELEMENTARY	103	103	129	113	109	118	-	-	-	-	-	-	-	675	-	675
PHYLLIS E WILLIAMS ELEMENTARY	90	77	34	31	25	31	26	-	-	-	-	-	-	314	-	314
POINTER RIDGE ELEMENTARY	66	54	66	73	70	65	-	-	-	-	-	-	-	394	-	394
PORT TOWNS ELEMENTARY	173	171	152	147	103	108	123	-	-	-	-	-	-	977	80	1,057
POTOMAC HIGH	-	-	-	-	-	-	-	-	-	400	395	262	238	1,295	-	1,295
POTOMAC LANDING ELEMENTARY	59	72	72	70	66	69	-	-	-	-	-	-	-	408	20	428
PRINCETON ELEMENTARY	51	49	51	50	49	35	47	-	-	-	-	-	-	332	25	357
RIDGECREST ELEMENTARY	98	102	88	84	86	90	77	-	-	-	-	-	-	625	87	712
RIVERDALE ELEMENTARY	120	136	119	113	120	112	-	-	-	-	-	-	-	720	77	797
ROBERT FROST ELEMENTARY	35	54	40	47	55	59	-	-	-	-	-	-	-	290	-	290
ROBERT GODDARD MONTESSORI	60	54	40	40	38	37	34	40	35	-	-	-	-	378	125	503
ROBERT R GRAY ELEMENTARY	57	61	55	55	42	57	37	-	-	-	-	-	-	364	82	446
ROCKLEDGE ELEMENTARY	55	45	70	47	68	69	-	-	-	-	-	-	-	354	39	393
ROGERS HEIGHTS ELEMENTARY	115	141	134	103	100	95	88	-	-	-	-	-	-	776	39	815
ROSA L PARKS ELEMENTARY	80	109	102	118	85	84	73	-	-	-	-	-	-	651	52	703
ROSARYVILLE ELEMENTARY	56	60	66	56	64	65	-	-	-	-	-	-	-	367	32	399
ROSE VALLEY ELEMENTARY	47	45	42	54	50	51	51	-	-	-	-	-	-	340	38	378
SAMUEL CHASE ELEMENTARY	39	59	48	33	41	39	-	-	-	-	-	-	-	259	24	283
SAMUEL OGLE MIDDLE	-	-	-	-	-	-	253	284	299	-	-	-	-	836	-	836
SAMUEL P MASSIE ACADEMY	75	70	77	74	68	49	72	74	55	-	-	-	-	614	49	663
SCOTCHTOWN HILLS ELEMENTARY	92	93	90	119	89	91	62	-	-	-	-	-	-	636	59	695
SEABROOK ELEMENTARY	52	41	47	51	47	51	-	-	-	-	-	-	-	289	36	325
SEAT PLEASANT ELEMENTARY	59	54	60	43	43	32	40	-	-	-	-	-	-	331	14	345
SKYLINE ELEMENTARY	32	25	32	23	26	27	28	-	-	-	-	-	-	193	13	206
SPRINGHILL LAKE ELEMENTARY	133	167	164	134	146	109	-	-	-	-	-	-	-	853	-	853
STEPHEN DECATUR MIDDLE	-	-	-	-	-	-	190	229	262	-	-	-	-	681	-	681
SUITLAND ELEMENTARY	73	57	85	75	94	63	71	-	-	-	-	-	-	518	40	558
SUITLAND HIGH	-	-	-	-	-	-	-	-	-	529	409	378	408	1,724	-	1,724
SURRATTSVILLE HIGH	-	-	-	-	-	-	-	-	-	206	197	145	173	721	-	721
TALL OAKS HIGH	-	-	-	-	-	-	-	-	-	-	-	24	51	75	-	75
TANGLEWOOD	5	5	4	8	2	2	3	4	5	-	-	-	-	38	-	38
TAYAC ELEMENTARY	57	58	64	59	47	57	-	-	-	-	-	-	-	342	17	359
TEMPLETON ELEMENTARY	114	130	123	128	103	120	-	-	-	-	-	-	-	718	78	796
THOMAS G PULLEN	72	76	74	75	75	74	99	100	100	-	-	-	-	745	-	745
THOMAS JOHNSON MIDDLE	-	-	-	-	-	-	387	355	329	-	-	-	-	1,071	-	1,071
THOMAS S STONE ELEMENTARY	122	114	110	137	97	93	-	-	-	-	-	-	-	673	67	740
THURGOOD MARSHALL MIDDLE	-	-	-	-	-	-	52	254	239	-	-	-	-	545	-	545
TULIP GROVE ELEMENTARY	59	58	60	69	76	63	-	-	-	-	-	-	-	385	-	385
TURNING POINT ACADEMY PUBLIC CHARTER	62	73	77	73	76	78	68	67	68	-	-	-	-	642	-	642
UNIVERSITY PARK ELEMENTARY	91	96	89	69	77	64	54	-	-	-	-	-	-	540	29	569
VALLEY VIEW ELEMENTARY	53	53	86	80	69	74	57	-	-	-	-	-	-	472	38	510
VANSVILLE ELEMENTARY	104	111	125	132	132	120	-	-	-	-	-	-	-	724	54	778
WALDON WOODS ELEMENTARY	96	94	112	102	83	82	-	-	-	-	-	-	-	569	39	608


Prince George's County Public Schools
SY2015-2016 Official Enrollment by School and Grade

NAME	Kindergarten	GR01	GR02	GR03	GR04	GR05	GR06	GR07	GR08	GR09	GR10	GR11	GR12	SUBTOTAL	PreK	PUPILS
WALKER MILL MIDDLE	-	-	-	-	-	-	188	287	267	-	-	-	-	742	-	742
WHITEHALL ELEMENTARY	81	103	83	107	84	94	-	-	-	-	-	-	-	552	-	552
WILLIAM BEANES ELEMENTARY	71	57	68	58	57	53	53	-	-	-	-	-	-	417	54	471
WILLIAM PACA ELEMENTARY	84	98	57	80	86	71	-	-	-	-	-	-	-	476	71	547
WILLIAM W HALL ACADEMY	55	61	63	54	65	55	50	48	59	-	-	-	-	510	36	546
WILLIAM WIRT MIDDLE	-	-	-	-	-	-	165	461	439	-	-	-	-	1,065	-	1,065
WOODMORE ELEMENTARY	45	47	77	65	67	59	-	-	-	-	-	-	-	360	-	360
WOODRIDGE ELEMENTARY	42	46	39	40	50	48	30	-	-	-	-	-	-	295	38	333
YORKTOWN ELEMENTARY	51	55	50	46	48	45	-	-	-	-	-	-	-	295	-	295
PRINCE GEORGE'S COUNTY PUBLIC SCHOOLS	10,018	10,364	10,357	10,254	9,838	9,425	9,247	9,007	9,171	10,668	9,438	7,753	7,531	123,071	5,865	128,936

CITY OF GREENBELT, MARYLAND

OFFICE OF THE CITY MANAGER

25 CRESCENT ROAD, GREENBELT, MD. 20770



January 15, 2016

Michael P. McLaughlin
City Manager

Dear Greenbelt Business Owner,

On behalf of the City of Greenbelt, the Hyattsville Community Development Corporation (HCDC) staff is conducting research on our local businesses, and collecting data in person as needed. This information will be used to assist the City staff and City Council in becoming better acquainted with the trends and needs of our business community, and help us plan for the future economic health of Greenbelt.

Please assist the HCDC staff as you can with any questions they have. This information will be used by City staff and HCDC to develop economic tools to benefit the business community, and the City as a whole. If you have any questions about this project, please contact Terri Hruby, Assistant Planning Director, at (240) 542-2041.

Thank you for your cooperation.

Sincerely,

A handwritten signature in cursive script that reads "Michael P. McLaughlin".

Michael P. McLaughlin
City Manager

/th

cc: City Council
Celia Craze, Director of Planning & Community Development
Terri Hruby, Assistant Director of Planning



**GREENBELT POLICE DEPARTMENT
STATISTICAL REPORT
November, 2015**

Type of Offense (Includes attempts with exception of Murder)	Sector 1 Greenbelt Center			Sector 2 Franklin Park Area			Sector 3 Greenbelt East			Sector 4 Beltway Plaza			Sector 5 Metro Site			Sector 6 Branchville Area			Total Offenses Minus Unfounded Cases	
	Month	(-)	YTD	Month	(-)	YTD	Month	(-)	YTD	Month	(-)	YTD	Month	(-)	YTD	Month	(-)	YTD	Month Minus Unfounded Cases	YTD Total
Murder	0		0	0		1	0		0	0		0	0		0	0		0	0	1
Rape	0		1	1		3	0		1	0		0	0		0	0		0	1	5
Robbery	2		7	1		14	6		21	1		2	0		0	0		0	10	44
Aggravated Assaults	1		5	3		23	1		17	0		4	0		1	0		0	5	50
Breaking or Entering	10		27	1		40	1		48	0		5	0		0	0		0	12	120
Larceny	11		85	10		118	15		165	12		116	0		8	0		0	48	492
Motor Vehicle Theft	1		14	2		25	1		10	0		2	1		2	0		0	5	53
Totals by Sector	25		139	18		224	24		262	13		129	1		11	0		0	81	765

(*) Indicates that the unfounded incident was reported in a previous month, and therefore is subtracted from the 'YTD Total' incidents.

(-) Note that per Uniform Crime Reporting guidelines, offenses can be cleared either by arrest, administrative closure or incident unfounded.

Sector 1 – Kenilworth Avenue north from Greenbelt Road to Cherrywood Lane and Greenbelt Road east from Kenilworth Avenue to Southway Road.

Effective 1/1/97 Ivy Lane and Cherrywood Lane changed to Sector 2. Kenilworth Avenue addresses are in Sector 1.

Sector 2 – Kenilworth Avenue south from Greenbelt Road to Old Calvert Road and Greenbelt Road west from Kenilworth Avenue to Branchville Road.

Sector 3 – Greenbelt Road east from Southway Road to Mandan Road, Hanover Parkway north from Greenbelt Road to the Baltimore-Washington Parkway south from Greenbelt Road to Good Luck Road.

Sector 4 – Beltway Plaza Shopping Center and businesses on Greenbelt Road from Cherrywood Lane to the City line at Branchville Road.

Sector 6 – South of the WMATA/Metro Station Property, north of Branchville Rd./Greenbelt Rd., west of Cherrywood Lane, east of the B&O RR tracks

II. Total Offenses Year to Date – Five Year Comparison – All Sectors

January 1 to November 30 of each year

Type of Offense (includes attempts with Exception of Murder)	<u>2011</u>	<u>2012</u>	<u>2013</u>	<u>2014</u>	<u>2015</u>
Murder	0	0	0	1	1
Rape	4	6	5	11	5
Robbery	80	63	59	50	44
Aggravated Assaults	34	34	34	23	50
Breaking or Entering	225	221	180	119	120
Larceny	536	557	489	517	492
Motor Vehicle Theft	103	113	102	82	53
TOTALS -----	982	994	869	803	765

III. Police Service Summary

	2015 MONTHLY TOTAL		2014 MONTHLY TOTAL		2015 YEAR-TO-DATE TOTAL		2014 YEAR-TO-DATE TOTAL	
Calls for Service	2117		1,854		25,367		23,672	
Off-Duty Responses	404		376		4,742		4,551	
Premise Checks	234		264		2,207		2,087	
Traffic Stops	443		378		6210		5,330	
Case Reports	228		194		2,491		2,527	
Field Ob. Reports	14		8		151		130	
ACRS Reports	28		26		289		274	
	Adult	Juvenile	Adult	Juvenile	YTD Adult	YTD Juvenile	YTD Adult	YTD Juvenile
Arrests	26	16	29	2	480	82	564	76

NOTE: November, 2012 was the first full month of speed camera operation.

Speed Camera Location	November 2015 Violations	November 2014 Violations	YTD Violations 2015	Red Light Camera Locations	November 2015 Citations	November 2014 Citations	YTD Citations Issued 2015
300 Crescent Road	45	88	616	EB Greenbelt Road@ Mandan Road	77	65	658
5900 Cherrywood Lane N/B	216	414	4,646	WB Greenbelt Road @Mandan Road	53	52	592
5900 Cherrywood Lane S/B	290	274	4,140	WB Greenbelt Road@Cherrywood	137	118	1162
7700 Hanover Parkway E/B	39	17	360	NB Kenilworth Avenue@Cherrywood	103	84	1,371
7700 Mandan Road N/B	102	80	1,538	NB Kenilworth Avenue@NB I95- Off Ramp	34	36	416
7700 blk MD 193 E/B	37	51	413	NB Kenilworth Avenue@SB I-95 Off Ramp	108	101	1,187
7700 blk MD 193 W/B	296	382	4,587				
Totals - - - - -	1025	1306	16,300	Totals - - - - -	512	456	5,386

	2015 MONTHLY TOTAL	2014 MONTHLY TOTAL	2015 YEAR-TO-DATE TOTAL	2014 YEAR-TO-DATE TOTAL
Traffic Tickets	173	241	3,664	4,087
Parking Tickets	12	5	175	118
ERO's	61	66	701	621
Warnings	371	396	5,977	5,399

IV. Traffic Statistics – Year-to-Date Totals


Accidents	YTD – 2015	YTD – 2014		YTD – 2015	YTD – 2014
Property Damage	954	801	DUI Arrests	144	157
Personal Injury	96	95	Other Traffic Arrests	440	571
Fatal	1*	0			
TOTALS	1051	896			

*Fatal accident occurred on Capital Beltway within City limits, investigated by Maryland State Police.

WEEKLY REPORT

Planning and Community Development

Week Ending: Friday, January 15, 2016



The following items highlight the various activities of the staff of Planning and Community Development for the past week.

CODE ENFORCEMENT

Commercial Properties:	<i>7474 Greenway Center Drive and 7525 Greenway Center Drive T1 & T2 were inspected; and Three suites at 7525 Greenway Center Drive were re-inspected.</i>
Rental Property:	<i>Five rentals were inspected; and Four rentals were re-inspected.</i>
Apartments:	<i>University Square Apartments were re-inspected.</i>
Complaints:	<i>Two complaints were logged regarding rodent infestation and no heat; and Four prior complaints were re-inspected.</i>
Permits:	<i>Six permits were approved and issued.</i>
Animal Control:	<i>One stray cat was brought into the shelter; One cat and two dogs were surrendered; Three cats were adopted; and One dog was found running at large and brought into the shelter.</i>
Meetings:	Staff Met With: <i>Hyattsville Community Development Corporation to discuss economic development tool kit items.</i>
Planning Projects:	<i>Transmitted additional comments to the Hyattsville Community Development Corporation on its first draft of code brochure; Continued with review of the County's zoning re-write Module 1; Worked on GIS mapping; Reviewed plans and agreements for proposed forebay dredging work; Prepared credit card reconciliation report; Initiated review of application received from M-NCPPC for Greenbelt Auto and Truck who is requesting a revision to its certified non-conforming certification;</i>

01/15/2016
P&CD WEEKLY REPORT CONT...


Submitted connection request letter and alignment package to WMATA for their review of the WMATA Trail connection project. Began drafting official letter for jurisdictional sponsor;

Responded to ongoing issues and projects associated with the Greenbelt Station South Core development project including: preparation of Speed Limit and Construction warning signage plan for Greenbelt Station and new HOA contacts;

Updated Greenbelt Lake Dam Emergency Action Plan document;

Began to update Greenbelt Lake Dam Bid package; and

Issued Municipal Infraction for violations of erosion and sediment control at Greenbelt Station and Noise Control Violations.



CRIME REPORT

JANUARY 13, 2016

This activity report is provided as a public service to the community. It is intended to give an overview of the criminal activity within Greenbelt and is not a complete listing of all events and crime reported to the Greenbelt Police Department. The Weekly Activity Report is also available online at:

www.greenbeltmd.gov/police

The Greenbelt Police Department and Crime Solvers are offering a reward of up to \$1,000 for information leading to the arrest and conviction of the person(s) responsible for any of the unsolved crimes reported in this report. Call **1-866-411-TIPS** to report any information you may have. You can remain anonymous.

Additionally, you can anonymously report suspected drug activity in your neighborhood by calling our Drug Tip Line: 240-542-2145.

CENTER CITY

01/09 3:00 A.M.	Area of Greenbelt Road and Walker Drive. DWI/DUI arrest. Jamaal Miguel McClinton, 31, of Lanham, MD was arrested and charged with Driving While Impaired by Alcohol and other traffic-related charges as a result of being stopped for a traffic violation. The suspect was released on citations pending trial.
--------------------	--


FRANKLIN PARK/BELTWAY PLAZA/GREENBELT METRO/CAPITOL OFFICE PARK

01/07 5:02 P.M.	6000 block Greenbelt Road. Assault. The victim advised that he was in line to purchase items at the Burlington Coat Factory when a subject approached him, verbally threatened him and pushed him. The suspect then left the store. When the victim walked out of the store, the suspect again approached him, punching him and fleeing the area on foot. The suspect is described as a black male with a light complexion, 21 to 25 years of age, 160 to 180 pounds, wearing a green coat, grey sweat pants, black shoes and a green hat.
01/08 11:00 A.M.	9100 block Springhill Lane. Vandalism. Unknown person(s) vandalized the hallway of an apartment building by spraying the area with a fire extinguisher.



A NATIONALLY ACCREDITED LAW ENFORCEMENT AGENCY

GREENBELT POLICE DEPARTMENT



01/10 10:38 P.M.	Area of Kenilworth Avenue and the Capitol Beltway. DWI/DUI arrest. Jarron Lamont Stewart, 22, of Cheltenham, MD was arrested and charged with Driving While Impaired by Alcohol and other traffic-related charges as a result of being stopped for a traffic violation. The suspect was released on citations pending trial.
01/10 3:05 P.M.	6000 block Greenbelt Road. Sex offense. The victim advised that she was loading groceries into the trunk of her vehicle in the parking lot of Beltway Plaza when the suspect rode up behind her on a bicycle and touched her inappropriately. The suspect then fled the scene on the bike. The suspect is described as a black male 14 to 15 years of age, with brown hair, wearing a black sweatshirt and grey pants.
01/13 6:44 P.M.	6000 block Greenbelt Road. Trespass arrest. Caleb Benjamin Davis, 23, of Washington, D.C. was arrested and charged with Trespass after he was located inside Beltway Plaza after having been banned from the mall by agents of the property. The suspect was released on citation pending trial.

GREENBELT EAST/GREENWAY SHOPPING CENTER

01/07 3:17 P.M.	5700 block Kara Court. Reckless endangerment. Officers responded to reports of the sound of a gunshot. Officers spoke to the suspect, a 71 year old Greenbelt resident, who stated she fired a 'test' shot from a handgun. The gun was seized and the suspect was transported to Washington Adventist Hospital for an emergency psychiatric evaluation.
01/09 1:33 A.M.	Area of Hanover Parkway and Greenbrook Drive. DWI/DUI arrest. Kyle Tyrell Curry, 29, of Greenbelt was arrested and charged with Driving While Impaired by Alcohol and other traffic-related charges as a result of being stopped for a traffic violation. The suspect was released on citations pending trial.
01/13 10:00 A.M.	7500 block Greenway Center Drive. Sex offense. The victim, a technician at a doctor's office, was touched inappropriately by a patient during an examination. The suspect is known and investigation is continuing.


Automotive Crime - City Wide

01/07	Recovered stolen auto. A 2009 Volkswagen Routan 4-door, reported stolen December 9 th from the 7800 block of Mandan Road, was recovered this date by the Prince George's County Police Department in the 1700 block of Fernwood Drive, Upper Marlboro, MD. No arrests.
-------	---



A NATIONALLY ACCREDITED LAW ENFORCEMENT AGENCY


GREENBELT POLICE DEPARTMENT



01/07	7500 block Greenbelt Road. Stolen auto. A black 2009 Toyota Corolla 4-door, Maryland tags 9ESW97.
01/08	6200 block Springhill Court. Stolen vehicle. A maroon 2004 Buick Rendezvous SUV, Maryland tags 9BL2836.
01/08	7200 block Morrison Drive. Attempt theft from auto. Unknown person(s) rummaged through an unlocked vehicle. Nothing appears to have been taken.
01/08	7300 block Morrison Drive. A purse was taken from an unlocked vehicle.
01/08	200 block Lakeside Drive. Vandalism to auto. Unknown person(s) cut two tires on a vehicle.
01/09	18 court Ridge Road. Stolen vehicle. A red 2001 Dodge Caravan, Maryland tags 5MD6837.
01/09	8300 block Canning Terrace. Theft from auto. Unknown person(s) took the front grill from a vehicle.
01/09	7500 block Mandan Road. Attempt theft from auto. The witness advised that he observed two subjects attempting to remove a tire and rim from a vehicle. The suspects then got into a vehicle described as a dark grey 4-door and fled the area. The suspect are described as a black male 16 to 19 years of age, with hair in long dreadlocks, wearing all black clothing and a black male 16 to 19 years of age, wearing all black clothing.
10/10	9100 block Springhill Lane. Theft from auto. Four tires and rims were taken from a vehicle.
01/11	Area of Edmonston Court and Edmonston Road. Recovered stolen auto. A 2007 Nissan Maxima 4-door, reported stolen to the Prince George's County Police Department. No arrests.
01/12	6100 block Breezewood Court. Theft from auto. Unknown person(s) entered an unlocked vehicle and took a portable GPS unit.



A NATIONALLY ACCREDITED LAW ENFORCEMENT AGENCY



CRIME REPORT TALLY SHEET

WEEK OF JANUARY 13, 2016

The following list is comprised of the actual numbers of offenses reported during the week. Not all reports are included as narratives, only incidents of interest, unusual or public safety related items are included.

<u>GENERAL CRIMES</u>		<u>GENERAL CRIMES (CON'T)</u>	
Carjacking		Animal Bite	
Sexual Offense	2	Disruption of School Activities	
Armed Robbery		Seizure in the pool at the Aquatic Fitness Center. Conscious, refused treatment.	1
Attempt Armed Robbery		Reckless Endangerment	
Strong Armed Robbery		Emergency Commitment Petition	3
Attempt Strong Armed Robbery		Missing Person	
Burglary		Fraud	4
Attempt Burglary		Unattended Death	
Assault	1	Alcohol Violation	
Domestic	3	False Report	
Drugs		Harassment	
DUI/DWI	3	Field op (suspicious person)	1
Theft	4	Notification for other agency	
Attempt Theft	1	Violation of a Protective Order	1
Vandalism	1	<u>VEHICLE RELATED CRIMES</u>	
Child Abuse		Stolen Vehicles	3
Unattended Child		Recovered Stolen Vehicles	2
Trespass	1	Recovered Stolen Tags	
Disorderly Conduct		Theft From Vehicles	4
Failure to Obey Lawful Order		Attempt Theft From Vehicles	2
Credit Card Offense		Attempt Theft of Vehicle	
Telephone Misuse		Vandalism to Vehicles	1
Counterfeit Money		Accidents	7



Department of Public Works

Week Ending January 15, 2016



ADMINISTRATION

- Jim Sterling and Tim Houchens attended a lighting workshop.
- Jim Sterling met with CVI regarding lighting concerns in the City.
- Began working on the department's budget.
- Jim Sterling and Richard Fink met with the City Manager to review and discuss the Sustainable Land Care Policy.
- Richard Fink developed a draft proposal to the Chesapeake Bay Trust for the Interpretive Signage Grant.

STREET MAINTENANCE/SPECIAL DETAILS

- Pushed up debris at the Northway Fields compost site.
- Took down unwanted signs and checked for graffiti.
- Assisted with the removal of fallen trees around the lake, in the wooded areas and from the water at Buddy Attick Park.
- Deposited gravel on the lake path at Buddy Attick Park.
- Dug a swale at the lake at Buddy Attick Park to help with water drainage.

HORTICULTURE/PARKS


- Replaced a damaged hydraulic auger motor on a salt spreader
- Assisted with the removal of fallen trees at Buddy Attick Park.
- Performed preventative maintenance on two tractors.
- Completed hydraulic cylinder repairs on the 17' Batwing mower.
- Collected discarded Christmas trees at appointed areas throughout the city.
- Picked up branches throughout the city with the chipper.

REFUSE/RECYCLING/SUSTAINABILITY

- Collected 25.41 tons of refuse and 13.05 tons of recyclable material.

FACILITIES MAINTENANCE

- Replaced many lamps with LED lights in the Police Station.
- Finished removing tile at the main entrance of the Community Center.
- Repaired a light and a heat issue in the restrooms at Buddy Attick Park.
- Replaced all soffit vents at Buddy Attick Park in both restrooms.
- Repaired a leak at the Aquatic & Fitness Center.
- Replaced a light on the outside of the Municipal Building.
- Worked on a painting project at the Youth Center.



Greenbelt Recreation Department

Weekly Report

Week Ending January 15, 2016

ADMINISTRATION

- Met with staff and City Treasurer to continue work on the FY 16/17 budget.
- Attended joint meeting of the MML and MACo Parks and Recreation Departments in Annapolis.
- Staff was in contact with the Prince George's County Fire Department regarding annual fire inspection of the Youth Center.
- Working with the Information and Communications Coordinator on various marketing tools including the Summer Camp brochure, Spring Activity guide and promotional slides to be shown at the Greenbelt Theater.

COMMUNITY CENTER

- The monthly fire drill was conducted.
- February invoices were emailed to renters and tenants.
- Supervisor attended a budget meeting with the City Treasurer.
- Supervisor attended the January session of the Maryland Recreation and Parks Association Leadership Institute. The topics were Cultural Competence, Meeting Management, Facilitation Techniques and Presentation Skills.
- Supervisor attended a Bike to Work Day meeting at COG in DC. Save the date – May 20, 2016!
- Budget preparation continued.
- Supervisor continued to field inquiries in regard to caterer rentals for the Commercial Kitchen. There have been 78 inquiries since April. There are currently two caterers who received all permits and may rent the Kitchen.
- There were 6 facility reservations processed.
- There were 3 private rentals and 13 pattern rentals.
- The following groups received free space: Golden Age Club, Greenbelt Concert Band, Greenbelt Writers Group, Girl Scout Daisy Troop #1161, Girl Scout Troop #2799, Greenbelt Labor Day Committee, Charlestowne Village, Greenbelt Baseball, Greenbelt Community Foundation, Friends of the Greenbelt Museum, Greenbelt Computer Club and Greenbrook Estates.
- The following City groups received space: Be Happy Be Healthy Volleyball & Yoga, City Council and GAIL.

YOUTH/KIDS

- Winter classes and programs continued and program registration continued on a space available basis.
- Our first School's Out Day of 2016 is January 22 at the Youth Center. Staff is finalizing plans for a fun filled day of activities for elementary and middle school students. Registration is still open, but space is limited!
- Attended the MRPA leadership institute monthly program.
- Continued to work on spring program planning.
- Continued to prepare the Spring Activity Guide which will be available on-line and in print at the end of January.
- Spring and Summer Camp Brochure planning and preparation is underway. Camp registration will begin on February 1 for residents and February 16 for non-residents.
- 2016 Camp Program planning is ongoing for both spring and summer seasons.
- Continued budget analysis and preparation.
- Several recreation staff members attended training, "Darkness to Light," presented by the Baltimore Child Abuse Center. Darkness to Light is the leading evidence based child sexual abuse prevention program in the country. The training program aims to empower adults to prevent, recognize, and react responsibly to child sexual abuse.

AQUATIC AND FITNESS CENTER

- Worked on corrections to the Spring Brochure in RecTrac.
- Met with Recreation Director and Assistant Director to discuss GAFC budget items.
- Attended monthly Aquatic Council Mtg. at the Glenarden/Theresa Banks Complex to discuss upcoming Chemical Bid, Staff Training, Pricing, etc.
- Working with IT and Verizon to resolve telephone line issues with the alarm system.
- Continued to work on budget items.
- Hosted the Maryland Recreation & Parks Association, Recreation and Leisure Services Branch meeting on Friday with several staff members in attendance.
- Met with representatives from Greenbelt Police Department, Youth Center and Assistant Director of Programs to discuss parameters of Youth Triathlon activity for Greenbelt Day Weekend.

ARTS

- Program information was submitted for both the summer camp brochure and the spring activity guide.
- The Winter Youth Musical is in production and the associated stagecraft program is underway.
- Preparing an FY16 interim grant report to the Maryland State Arts Council and a snap session on public art for the 2016 Maryland Municipal League conference.
- Currently on view at the Greenbelt Community Center Art Gallery – Oriented Strands: paintings by Chris Zickefoose. This show continues through January 22. Preparations are underway for the following exhibit which will feature production design highlights from Greenbelt Recreation Department performing arts programs.

THERAPEUTIC BRANCH

- Attended the MRPA TR Branch Conference and Training meeting on Monday.
- The new TR intern, Sha'keira Rooks began on Monday. Sha'keira is from Winston Salem State University in North Carolina. We are looking forward to the next 15 weeks. So far she has been introduced to Pickleball, Walk With Ease, Ageless Grace and RecTrac.
- The winter session of Walk With Ease (WWE) began Monday. There are nine (9) students enrolled and the Walk With Ease Open Gym (Tuesday and Thursday) has 22 enrolled. WWE Open Gym also began and 20 people used the gym to get in their daily walk.
- Pickleball also started and has 10 individuals enrolled. We may need to invest in another net since only four can play at one time. Thursday we had six individuals rotating on one court.
- Working on the spring 2016 Activity Guide layout. It is anticipated that the guide will be taken to the printer on January 25.
- Still working on the credit card issues with Web transactions between RecTrac and Plug N Pay. Hopefully another work around will be worked out soon.
- Friday's Explorations Unlimited speaker is Greenbelt's own, Dr. Eva Griffin. She is presenting on Rosa Parks, Martin Luther King, and the Civil Rights Movement.