

# CALENDAR

< PREVIOUS MONTH

## DECEMBER 2019

NEXT MONTH >

| SUNDAY  | MONDAY   | TUESDAY  | WEDNESDAY   | THURSDAY  | FRIDAY   | SATURDAY   |
|---|--|--|---|---|--|--|
| 24  | 25   | 26   | 27  | 28  | 29   | 30   |
| 1   | <p>2</p> <p>7:20 PM<br/><u>Advisory Board Interview</u>, (MB)</p> <p>8:00 PM<br/><u>Work Session - NRP Multifamily Development Proposal-Capital Office Park (Detailed Site Plan)</u>, (MB)</p> | <p>3</p> <p>6:00 PM<br/><u>Bureau of Engraving and Printing Public Scoping Meeting</u></p> <p>7:00 PM<br/><u>Public Safety Advisory Committee-This meeting has been cancelled.</u></p> <p>7:00 PM<br/><u>Advisory Committee on Education</u></p> | <p>4</p> <p>7:30 AM<br/><u>Greenbelt Business Coffee</u></p> <p>7:00 PM<br/><u>Work Session - Franklin Park (stakeholder), (Leasing Office)</u></p> <p>7:30 PM<br/><u>Advisory Planning Board</u></p> | 5   | <p>6</p> <p>7:00 PM<br/><u>Community Tree Lighting with Santa</u></p> <p>7:00 PM<br/><u>Deco the Halls at the Greenbelt Museum</u></p> | <p>7</p> <p>10:00 AM<br/><u>Festival of Lights Juried Art and Craft Fair</u></p>   |
| 8   | <p>9</p> <p>6:30 PM<br/><u>Youth Advisory Committee</u></p> <p>8:00 PM<br/><u>Regular Meeting (MB)</u></p>   | <p>10</p> <p>7:00 PM<br/><u>Advisory Committee on Trees</u></p> <p>8:00 PM<br/><u>Special Meeting / Closed Session - Collective Bargaining</u></p>   | <p>11</p> <p>8:00 PM<br/><u>Work Session - Greenbelt Station (stakeholder)</u>, (SHL)</p>   | <p>12</p> <p>7:00 PM<br/>Hanover Parkway Bikeway Alternatives Community Meeting</p> <p>7:30 PM<br/><u>Community Relations Advisory Board (CRAB)</u></p> | 13   | <p>14</p> <p>12:00 PM<br/><u>Dealing with Loss of a Loved One During the Holidays</u></p> <p>3:00 PM<br/><u>The New Deal Nut: A Greenbelt Nutcracker</u></p> |
| <p>15</p> <p>11:00 AM<br/><u>The New Deal Nut: A Greenbelt Nutcracker</u></p> <p>2:00 PM<br/><u>Art Shares</u></p> <p>3:00 PM<br/><u>The New Deal Nut: A Greenbelt Nutcracker</u></p> | <p>16</p> <p><u>Closed Session - Personnel Matters</u></p> <p>8:00 PM<br/><u>Work Session - Jane Realty Apartments</u>, (MB)</p>   | <p>17</p> <p>7:00 PM<br/><u>M-NCPPC NCO Zone Community Meeting</u></p>   | <p>18</p> <p>7:30 PM<br/><u>Park and Recreation Advisory Board</u></p> <p>8:00 PM<br/><u>Fall Legislative Dinner (Crowne Plaza)</u></p>   | <p>19</p> <p>7:00 PM<br/><u>Forest Preserve Advisory Board</u></p>  | 20   | 21   |
| 22  | <p>23</p> <p>8:00 PM<br/><u>Work Session - TBD (MB)</u></p>  | 24   | <p>25</p> <p><u>No Meeting - Christmas</u></p>  | 26  | 27   | 28   |
| 29  | <p>30</p> <p>8:00 PM<br/><u>Work Session - TBD</u>, (MB)</p>   | 31   | 1   | 2   | 3  | 4  |


# CALENDAR

< PREVIOUS MONTH

## JANUARY 2020

NEXT MONTH >

| SUNDAY | MONDAY   | TUESDAY   | WEDNESDAY  | THURSDAY   | FRIDAY | SATURDAY |
|--------|--|---|--|--|--------|----------|
| 29     | 30   | 31  | 1<br><u>No Meeting -<br/>New Year's Day.</u>   | 2<br>1:30 PM<br><u>FREE Produce<br/>Distribution</u>       | 3      | 4        |
| 5      | 6<br>8:00 PM<br><u>Work Session -<br/>TBD, (MB).</u>   | 7<br>7:00 PM<br><u>Public Safety<br/>Advisory<br/>Committee</u>   | 8<br>8:00 PM<br><u>Work Session -<br/>Beltway Plaza<br/>Redevelopment -<br/>Preliminary Plan<br/>of Subdivision,<br/>(CC).</u>   | 9  | 10     | 11       |
| 12     | 13<br>6:30 PM<br><u>Youth Advisory<br/>Committee</u><br><br>8:00 PM<br><u>Regular Meeting,<br/>(MB).</u> | 14  | 15<br>7:30 PM<br><u>Advisory<br/>Planning Board</u><br><br>7:30 PM<br><u>Park and<br/>Recreation<br/>Advisory Board</u><br><br>8:00 PM<br><u>Work Session -<br/>National Park<br/>Service Greenbelt<br/>Park</u> | 16   | 17     | 18       |
| 19     | 20<br><u>No Meeting -<br/>Martin Luther<br/>King Jr. Day.</u>  | 21  | 22<br>8:00 PM<br><u>Work Session -<br/>TBD, (CC).</u>  | 23<br>7:00 PM<br><u>Forest Preserve<br/>Advisory Board</u> | 24     | 25       |
| 26     | 27<br>8:00 PM<br><u>Regular Meeting,<br/>(MB).</u>   | 28<br>3:30 PM<br><u>Senior Citizens<br/>Advisory<br/>Committee<br/>Meeting</u><br><br>7:00 PM<br><u>Advisory<br/>Committee on<br/>Education Annual<br/>Principals<br/>Meeting</u><br><br>7:30 PM<br><u>Green ACES<br/>Meeting</u> | 29<br>8:00 PM<br><u>Work Session -<br/>City Manager<br/>Update, (CC).</u>  | 30   | 31     | 1        |



## City Manager's Report Week Ending December 6, 2019

1. Thank you to Recreation and Public Works staff working on this weekend's Festival of Lights tree lighting and art show.
2. Attached are the Police Department's Statistical Report for September and October 2019.
3. Attached is an updated draft of the 2020 Legislative Program Summary as approved at the November 25 Regular Meeting. If there are any further changes, please let staff know at Monday's meeting.
4. Met with both the Friends of the Old Greenbelt Theatre's Director and President, then later the City Treasurer regarding the Treasurer's request for more information on the last reimbursement. Staff from both organizations should be meeting within the next week to follow-up.
5. Met with and/or corresponded with staff and the City Solicitor on personnel, operational, and legal matters.
6. Participated in the Council work sessions (NRP development and Franklin Park Apartments), attended the Bureau of Engraving and Printing's public open house at BARC, attended the quarterly business coffee, and attended the MCCMA holiday lunch and meeting as well as the PGCMA annual dinner meeting.
7. Scheduled to attend the annual Festival of Lights, including the tree lighting and including the art show.
8. Assistant City Manager
  - a. Assisted with agenda development, preparation and background materials for the regular meeting and work session.
  - b. Drafted and prepared agenda and materials for a CRAB meeting next week.
  - c. Attended the MCCMA holiday lunch and meeting.
  - d. Attended the PGCMA Legislative Dinner.
9. City Treasurer
  - a. Staff continued to make progress toward completing the FY 2019 CAFR, e.g. the transmittal letter, tables in the statistical section.
  - b. Received the County's decision regarding the FY 2021 Tax Differential. The City will be appealing three areas, engineering for streets, street lighting, and debt on the fire station. A letter will be prepared to formally appeal the County's position.
  - c. Began work on FY 2021 Proposed Budget including the departmental meeting calendar and personnel costs.
10. Information Technology
  - a. Attended I-Net Technical Cyber Security presentation – Bowie
  - b. Worked on troubleshooting an email account compromise
  - c. Facilitated departmental discussions with ESRI regarding mapping uses
  - d. Submitted DHS TSP codes to Verizon for our main lines
  - e. Requested FiOS connections for POTS lines in the PD and CC

11. Economic Development

a. Business & Community Engagement

- Greater Washington Board of Trade Council of Economic Development Officials (CEDO) quarterly meeting

b. Events & Trainings

- Year-end Business Coffee

c. Economic Development Admin

- Working with staff to coordinate on initiatives that span across the community.
- Ongoing weekly outreach to Greenbelt business community.

cc: Department Heads  
David Moran, Assistant City Manager  
Mary Johnson, Human Resources Officer  
Bonita Anderson, City Clerk

**GREENBELT POLICE DEPARTMENT  
STATISTICAL REPORT  
September, 2019**

| Type of Offense<br>(Includes attempts with exception of Murder) | Sector 1<br>Greenbelt Center |     |            | Sector 2<br>Franklin Park Area |     |            | Sector 3<br>Greenbelt East<br>(Residential) |     |           | Sector 3<br>Greenbelt East<br>(Commercial) |     |           | Sector 4<br>Beltway Plaza |     |            | Sector 5<br>Metro Site |     |          | Sector 6<br>Branchville Area |     |           | Total Offenses<br>Minus Unfounded<br>Cases |     |           |                             |           |
|---|------------------------------|-----|------------|--------------------------------|-----|------------|---|-----|-----------|--|-----|-----------|---------------------------|-----|------------|------------------------|-----|----------|------------------------------|-----|-----------|--|-----|-----------|-----------------------------|-----------|
|   | Month                        | (-) | YTD        | Month                          | (-) | YTD        | Month                                       | (-) | YTD       | Month                                      | (-) | YTD       | Month                     | (-) | YTD        | Month                  | (-) | YTD      | Month                        | (-) | YTD       | Month                                      | (-) | YTD       | Month Minus Unfounded Cases | YTD Total |
| Murder  | 0                            |     | 0          | 0                              |     | 1          | 0   |     | 0         | 0  |     | 0         | 0                         |     | 0          | 0                      |     | 0        | 0                            |     | 0         | 0  |     | 0         | 0                           | 1         |
| Rape  | 0                            |     | 1          | 1                              |     | 1          | 0   | -1  | 0         | 1  |     | 1         | 0                         |     | 0          | 0                      |     | 0        | 0                            |     | 1         | 2  |     | 2         | 4                           |           |
| Robbery   | 1                            |     | 7          | 2                              |     | 16         | 0   |     | 3         | 1  |     | 6         | 0                         |     | 3          | 0                      |     | 0        | 0                            |     | 0         | 4  |     | 4         | 35                          |           |
| Aggravated Assaults   | 5                            |     | 11         | 3                              |     | 21         | 13  |     | 17        | 0  |     | 3         | 0                         | -1  | 7          | 0                      |     | 0        | 0                            |     | 0         | 21   |     | 21        | 59                          |           |
| Breaking or Entering  | 1                            |     | 6          | 3                              |     | 20         | 1   |     | 4         | 0  |     | 1         | 1                         |     | 4          | 0                      |     | 0        | 1                            |     | 5         | 7  |     | 7         | 40                          |           |
| Larceny   | 4                            |     | 69         | 14                             |     | 110        | 1   |     | 51        | 3  |     | 56        | 12                        |     | 129        | 0                      |     | 2        | 1                            |     | 7         | 35   |     | 35        | 424                         |           |
| Motor Vehicle Theft   | 1                            |     | 10         | 4                              |     | 38         | 0   |     | 5         | 0  |     | 2         | 0                         |     | 2          | 0                      |     | 0        | 0                            |     | 1         | 5  |     | 5         | 58                          |           |
| <b>Totals by Sector</b>   | <b>12</b>                    |     | <b>104</b> | <b>27</b>                      |     | <b>207</b> | <b>15</b>                                   |     | <b>80</b> | <b>5</b>                                   |     | <b>69</b> | <b>13</b>                 |     | <b>145</b> | <b>0</b>               |     | <b>2</b> | <b>2</b>                     |     | <b>14</b> | <b>74</b>                                  |     | <b>74</b> | <b>621</b>                  |           |

(\*) Indicates that the unfounded incident was reported in a previous month, and therefore is subtracted from the 'YTD Total' incidents.

(-) Note that per Uniform Crime Reporting guidelines, offenses can be cleared either by arrest, administrative closure or incident unfounded.

**Sector 1 – Kenilworth Avenue north from Greenbelt Road to Cherrywood Lane and Greenbelt Road east from Kenilworth Avenue to Southway Road.**

Effective 1/1/97 Ivy Lane and Cherrywood Lane changed to Sector 2. Kenilworth Avenue addresses are in Sector 1.

**Sector 2 – Kenilworth Avenue south from Greenbelt Road to Old Calvert Road and Greenbelt Road west from Kenilworth Avenue to Branchville Road.**

**Sector 3 – Greenbelt Road east from Southway Road to Mandan Road, Hanover Parkway north from Greenbelt Road to the Baltimore-Washington Parkway south from Greenbelt Road to Good Luck Road. Sector 3 has been divided to distinguish offenses that occur in the sector's commercial and residential areas.**

**Sector 4 – Beltway Plaza Shopping Center and businesses on Greenbelt Road from Cherrywood Lane to the City line at Branchville Road.**

**Sector 6 – South of the WMATA/Metro Station Property, north of Branchville Rd./Greenbelt Rd., west of Cherrywood Lane, east of the B&O RR tracks**

**II. Total Offenses Year to Date – Five Year Comparison – All Sectors**

**January 1 to September 30 of each year**

| Type of Offense (includes attempts with Exception of Murder) | <u>2015</u> | <u>2016</u> | <u>2017</u> | <u>2018</u> | <u>2019</u> |
|--|-------------|-------------|-------------|-------------|-------------|
| Murder   | 1           | 1           | 4           | 2           | 1           |
| Rape   | 4           | 4           | 6           | 7           | 4           |
| Robbery  | 32          | 34          | 54          | 51          | 35          |
| Aggravated Assaults  | 39          | 38          | 35          | 32          | 59          |
| Breaking or Entering   | 94          | 66          | 67          | 67          | 40          |
| Larceny  | 397         | 379         | 463         | 435         | 424         |
| Motor Vehicle Theft  | 43          | 52          | 54          | 57          | 58          |
| <b>TOTALS -----</b>  | <b>610</b>  | <b>574</b>  | <b>683</b>  | <b>651</b>  | <b>621</b>  |

**III. Police Service Summary**

|                           | <b>2019 MONTHLY TOTAL</b> |                 | <b>2018 MONTHLY TOTAL</b> |                 | <b>2019 YEAR-TO-DATE TOTAL</b> |                     | <b>2018 YEAR-TO-DATE TOTAL</b> |                     |
|---------------------------|---------------------------|-----------------|---------------------------|-----------------|--------------------------------|---------------------|--------------------------------|---------------------|
| <b>Calls for Service</b>  | 2,152                     |                 | 1,819                     |                 | 19,425                         |                     | 18,229                         |                     |
| <b>Off-Duty Responses</b> | 247                       |                 | 403                       |                 | 2,561                          |                     | 3,548                          |                     |
| <b>Premise Checks</b>     | 273                       |                 | 297                       |                 | 3,320                          |                     | 3,025                          |                     |
| <b>Traffic Stops</b>      | 403                       |                 | 108                       |                 | 2,778                          |                     | 1,797                          |                     |
| <b>Case Reports</b>       | 175                       |                 | 164                       |                 | 1,786                          |                     | 1,730                          |                     |
| <b>Field Ob. Reports</b>  | 10                        |                 | 15                        |                 | 139                            |                     | 122                            |                     |
| <b>ACRS Reports</b>       | 25                        |                 | 24                        |                 | 229                            |                     | 228                            |                     |
|                           | <b>Adult</b>              | <b>Juvenile</b> | <b>Adult</b>              | <b>Juvenile</b> | <b>YTD Adult</b>               | <b>YTD Juvenile</b> | <b>YTD Adult</b>               | <b>YTD Juvenile</b> |
| <b>Arrests</b>            | 23                        | 3               | 15                        | 3               | 257                            | 50                  | 202                            | 22                  |

NOTE: November 2012 was the first full month of speed camera operation.

| <b>Speed Camera Location</b> | <b>September 2019 Violations</b> | <b>September 2018 Violations</b> | <b>Violations 2019 YTD</b> | <b>Red Light Camera Locations</b>     | <b>September 2019 Citations</b> | <b>September 2018 Citations</b> | <b>Violations 2019 YTD</b> |
|------------------------------|----------------------------------|----------------------------------|----------------------------|---------------------------------------|---------------------------------|---------------------------------|----------------------------|
| 300 Crescent Road            | 57                               | 45                               | 415                        | EB Greenbelt Road@ Mandan Road        | 33                              | 66                              | 280                        |
| 5900 Cherrywood Lane N/B     | 409                              | 315                              | 3,288                      | WB Greenbelt Road @Mandan Road        | 63                              | 44                              | 563                        |
| 5900 Cherrywood Lane S/B     | 272                              | 233                              | 2,275                      | WB Greenbelt Road@Cherrywood          | 415                             | 135                             | 2,801                      |
| 7700 Hanover Parkway E/B     | 28                               | 13                               | 245                        | NB Kenilworth Avenue@Cherrywood       | 143                             | 143                             | 1,095                      |
| 7700 Mandan Road N/B         | 204                              | 168                              | 1,189                      | NB Kenilworth Avenue@NB I95- Off Ramp | 65                              | 28                              | 697                        |
| 7700 Blk MD193E/B            | 53                               | 34                               | 417                        | NB Kenilworth Avenue@SB I-95 Off Ramp | 203                             | 148                             | 2,022                      |
| 7700 Blk MD 193 W/B          | 158                              | 193                              | 1,672                      |                                       |                                 |                                 |                            |
| <b>Totals -----</b>          | <b>1,181</b>                     | <b>1,001</b>                     | <b>9,501</b>               | <b>Totals -----</b>                   | <b>922</b>                      | <b>564</b>                      | <b>7,458</b>               |

|                        | <b>2019 MONTHLY TOTAL</b> | <b>2018 MONTHLY TOTAL</b> | <b>2019 YEAR-TO-DATE TOTAL</b> | <b>2018 YEAR-TO-DATE TOTAL</b> |
|------------------------|---------------------------|---------------------------|--------------------------------|--------------------------------|
| <b>Traffic Tickets</b> | 160                       | 83                        | 1,662                          | 1,494                          |
| <b>Parking Tickets</b> | 161                       | 154                       | 1,564                          | 1,241                          |
| <b>ERO's</b>           | 4                         | 12                        | 223                            | 222                            |
| <b>Warnings</b>        | 423                       | 131                       | 2,674                          | 1,764                          |

NOTE: Effective January 1, 2017, parking tickets issued by city parking enforcement officers were included in the amount of parking tickets issued for the month.

**IV. Traffic Statistics – Year-to-Date Totals**

| <b>Accidents</b>       | <b>YTD – 2019</b> | <b>YTD – 2018</b> |                              | <b>YTD – 2019</b> | <b>YTD – 2018</b> |
|------------------------|-------------------|-------------------|------------------------------|-------------------|-------------------|
| <b>Property Damage</b> | 771               | 796               | <b>DUI Arrests</b>           | 69                | 50                |
| <b>Personal Injury</b> | 77                | 84                | <b>Other Traffic Arrests</b> | 270               | 151               |
| <b>Fatal</b>           | 1                 | 2                 |                              |                   |                   |
| <b>TOTALS</b>          | <b>849</b>        | <b>882</b>        |                              |                   |                   |

**GREENBELT POLICE DEPARTMENT  
STATISTICAL REPORT**

**October, 2019**

| Type of Offense<br>(Includes attempts with exception of Murder) | Sector 1<br>Greenbelt Center |     |            | Sector 2<br>Franklin Park Area |     |            | Sector 3<br>Greenbelt East<br>(Residential) |     |           | Sector 3<br>Greenbelt East<br>(Commercial) |     |           | Sector 4<br>Beltway Plaza |     |            | Sector 5<br>Metro Site |     |          | Sector 6<br>Branchville Area |     |           | Total Offenses<br>Minus Unfounded<br>Cases |              |
|---|------------------------------|-----|------------|--------------------------------|-----|------------|---|-----|-----------|--|-----|-----------|---------------------------|-----|------------|------------------------|-----|----------|------------------------------|-----|-----------|--|--------------|
|   | Month                        | (-) | YTD        | Month                          | (-) | YTD        | Month                                       | (-) | YTD       | Month                                      | (-) | YTD       | Month                     | (-) | YTD        | Month                  | (-) | YTD      | Month                        | (-) | YTD       | Month<br>Minus<br>Unfounded<br>Cases       | YTD<br>Total |
| Murder  | 0                            |     | 0          | 0                              |     | 1          | 0   |     | 0         | 0  |     | 0         | 0                         |     | 0          | 0                      |     | 0        | 0                            |     | 0         | 0  | 1            |
| Rape  | 0                            |     | 1          | 0                              |     | 1          | 0   |     | 0         | 0  |     | 1         | 0                         |     | 0          | 0                      |     | 0        | 0                            |     | 1         | 0  | 4            |
| Robbery   | 0                            |     | 7          | 2                              |     | 18         | 0   |     | 3         | 0  |     | 6         | 0                         |     | 3          | 0                      |     | 0        | 0                            |     | 0         | 2  | 37           |
| Aggravated Assaults   | 1                            |     | 12         | 1                              |     | 22         | 0   |     | 17        | 0  |     | 3         | 0                         |     | 7          | 0                      |     | 0        | 0                            |     | 0         | 2  | 61           |
| Breaking or Entering  | 1                            |     | 7          | 4                              |     | 24         | 1   |     | 5         | 0  |     | 1         | 0                         |     | 4          | 0                      |     | 0        | 0                            |     | 5         | 6  | 46           |
| Larceny   | 4                            |     | 73         | 11                             |     | 121        | 10  |     | 61        | 8  |     | 64        | 14                        |     | 143        | 0                      |     | 2        | 0                            |     | 7         | 47   | 471          |
| Motor Vehicle Theft   | 1                            |     | 11         | 4                              |     | 42         | 0   |     | 5         | 1  |     | 3         | 1                         |     | 3          | 0                      |     | 0        | 0                            |     | 1         | 7  | 65           |
| <b>Totals by Sector</b>   | <b>7</b>                     |     | <b>111</b> | <b>22</b>                      |     | <b>229</b> | <b>11</b>                                   |     | <b>91</b> | <b>9</b>                                   |     | <b>78</b> | <b>15</b>                 |     | <b>160</b> | <b>0</b>               |     | <b>2</b> | <b>0</b>                     |     | <b>14</b> | <b>64</b>                                  | <b>685</b>   |

(\*) Indicates that the unfounded incident was reported in a previous month, and therefore is subtracted from the 'YTD Total' incidents.

(-) Note that per Uniform Crime Reporting guidelines, offenses can be cleared either by arrest, administrative closure or incident unfounded.

**Sector 1 – Kenilworth Avenue north from Greenbelt Road to Cherrywood Lane and Greenbelt Road east from Kenilworth Avenue to Southway Road.**

**Effective 1/1/97 Ivy Lane and Cherrywood Lane changed to Sector 2. Kenilworth Avenue addresses are in Sector 1.**

**Sector 2 – Kenilworth Avenue south from Greenbelt Road to Old Calvert Road and Greenbelt Road west from Kenilworth Avenue to Branchville Road.**

**Sector 3 – Greenbelt Road east from Southway Road to Mandan Road, Hanover Parkway north from Greenbelt Road to the Baltimore-Washington Parkway south from Greenbelt Road to Good Luck Road. Sector 3 has been divided to distinguish offenses that occur in the sector's commercial and residential areas.**

**Sector 4 – Beltway Plaza Shopping Center and businesses on Greenbelt Road from Cherrywood Lane to the City line at Branchville Road.**

**Sector 6 – South of the WMATA/Metro Station Property, north of Branchville Rd./Greenbelt Rd., west of Cherrywood Lane, east of the B&O RR tracks**

**II. Total Offenses Year to Date – Five Year Comparison – All Sectors**

**January 1 to October 31 of each year**

| Type of Offense (includes attempts with Exception of Murder) | <u>2015</u> | <u>2016</u> | <u>2017</u> | <u>2018</u> | <u>2019</u> |
|--|-------------|-------------|-------------|-------------|-------------|
| Murder   | 1           | 1           | 4           | 2           | 1           |
| Rape   | 4           | 5           | 6           | 9           | 4           |
| Robbery  | 34          | 41          | 60          | 54          | 37          |
| Aggravated Assaults  | 45          | 44          | 43          | 35          | 61          |
| Breaking or Entering   | 108         | 75          | 76          | 76          | 46          |
| Larceny  | 444         | 420         | 517         | 473         | 471         |
| Motor Vehicle Theft  | 48          | 60          | 59          | 62          | 65          |
| <b>TOTALS -----</b>  | <b>684</b>  | <b>646</b>  | <b>765</b>  | <b>711</b>  | <b>685</b>  |



**III. Police Service Summary**

|                           | <b>2019 MONTHLY TOTAL</b> |                 | <b>2018 MONTHLY TOTAL</b> |                 | <b>2019 YEAR-TO-DATE TOTAL</b> |                     | <b>2018 YEAR-TO-DATE TOTAL</b> |                     |
|---------------------------|---------------------------|-----------------|---------------------------|-----------------|--------------------------------|---------------------|--------------------------------|---------------------|
| <b>Calls for Service</b>  | 2,215                     |                 | 1,874                     |                 | 21,640                         |                     | 20,103                         |                     |
| <b>Off-Duty Responses</b> | 264                       |                 | 401                       |                 | 2,825                          |                     | 3,949                          |                     |
| <b>Premise Checks</b>     | 434                       |                 | 220                       |                 | 3,754                          |                     | 3,245                          |                     |
| <b>Traffic Stops</b>      | 261                       |                 | 117                       |                 | 3,039                          |                     | 1,914                          |                     |
| <b>Case Reports</b>       | 200                       |                 | 177                       |                 | 1,986                          |                     | 1,907                          |                     |
| <b>Field Ob. Reports</b>  | 14                        |                 | 4                         |                 | 153                            |                     | 126                            |                     |
| <b>ACRS Reports</b>       | 33                        |                 | 43                        |                 | 262                            |                     | 271                            |                     |
|                           | <b>Adult</b>              | <b>Juvenile</b> | <b>Adult</b>              | <b>Juvenile</b> | <b>YTD Adult</b>               | <b>YTD Juvenile</b> | <b>YTD Adult</b>               | <b>YTD Juvenile</b> |
| <b>Arrests</b>            | 19                        | 4               | 16                        | 12              | 276                            | 54                  | 218                            | 34                  |

NOTE: November 2012 was the first full month of speed camera operation.

| <b>Speed Camera Location</b> | <b>October 2019 Violations</b> | <b>October 2018 Violations</b> | <b>Violations 2019 YTD</b> | <b>Red Light Camera Locations</b>     | <b>October 2019 Citations</b> | <b>October 2018 Citations</b> | <b>Violations 2019 YTD</b> |
|------------------------------|--------------------------------|--------------------------------|----------------------------|---------------------------------------|-------------------------------|-------------------------------|----------------------------|
| 300 Crescent Road            | 37                             | 55                             | 452                        | EB Greenbelt Road@ Mandan Road        | 25                            | 38                            | 305                        |
| 5900 Cherrywood Lane N/B     | 429                            | 354                            | 3,717                      | WB Greenbelt Road @Mandan Road        | 81                            | 42                            | 644                        |
| 5900 Cherrywood Lane S/B     | 287                            | 327                            | 2,562                      | WB Greenbelt Road@Cherrywood          | 364                           | 86                            | 3,165                      |
| 7700 Hanover Parkway E/B     | 27                             | 25                             | 272                        | NB Kenilworth Avenue@Cherrywood       | 127                           | 178                           | 1,222                      |
| 7700 Mandan Road N/B         | 156                            | 218                            | 1,345                      | NB Kenilworth Avenue@NB 195- Off Ramp | 79                            | 61                            | 776                        |
| 7700 Blk MD193E/B            | 31                             | 37                             | 448                        | NB Kenilworth Avenue@SB I-95 Off Ramp | 236                           | 166                           | 2,258                      |
| 7700 Blk MD 193 W/B          | 149                            | 187                            | 1,821                      |                                       |                               |                               |                            |
| <b>Totals -----</b>          | <b>1,116</b>                   | <b>1,203</b>                   | <b>10,617</b>              | <b>Totals -----</b>                   | <b>912</b>                    | <b>571</b>                    | <b>8,370</b>               |

|                        | <b>2019 MONTHLY TOTAL</b> | <b>2018 MONTHLY TOTAL</b> | <b>2019 YEAR-TO-DATE TOTAL</b> | <b>2018 YEAR-TO-DATE TOTAL</b> |
|------------------------|---------------------------|---------------------------|--------------------------------|--------------------------------|
| <b>Traffic Tickets</b> | 101                       | 66                        | 1,763                          | 1,560                          |
| <b>Parking Tickets</b> | 161                       | 47                        | 1,725                          | 1,288                          |
| <b>ERO's</b>           | 28                        | 7                         | 251                            | 229                            |
| <b>Warnings</b>        | 265                       | 110                       | 2,939                          | 1,874                          |

NOTE: Effective January 1, 2017, parking tickets issued by city parking enforcement officers were included in the amount of parking tickets issued for the month.

**IV. Traffic Statistics – Year-to-Date Totals**

| <b>Accidents</b>       | <b>YTD – 2019</b> | <b>YTD – 2018</b> |                              | <b>YTD – 2019</b> | <b>YTD – 2018</b> |
|------------------------|-------------------|-------------------|------------------------------|-------------------|-------------------|
| <b>Property Damage</b> | 868               | 926               | <b>DUI Arrests</b>           | 73                | 52                |
| <b>Personal Injury</b> | 90                | 97                | <b>Other Traffic Arrests</b> | 294               | 172               |
| <b>Fatal</b>           | 1                 | 2                 |                              |                   |                   |
| <b>TOTALS</b>          | <b>959</b>        | <b>1,025</b>      |                              |                   |                   |



# CITY OF GREENBELT 2020 PROPOSED LEGISLATIVE PROGRAM SUMMARY

## LEGISLATIVE PRIORITIES

### ■ OPPOSE BUREAU OF ENGRAVING & PRINTING FACILITY AT THE BELTSVILLE AGRICULTURAL RESEARCH CENTER

The Bureau of Printing and Engraving seeks to build a new facility located on a parcel at the BARC that would replace their facility in DC. The City opposes this proposal.

### ■ GREENBELT ROAD STREETScape IMPROVEMENTS

Fund the SHA Streetscape Improvement Program on Greenbelt Road (MD 193). An Urban Land Institute (ULI) Technical Assistance Panel (TAP) of regional experts met in June 2018 and issued a report. SHA summarized the status of the project in a June 2019 Report.

### ■ GREENBELT METRO STATION IMPROVEMENTS

- Improve station infrastructure
- Increase funding for pedestrian/bike trail connection to Greenbelt Station
- Upgrade to a full interchange

### ■ INCREASE M-NCPPC FUNDING FOR CITY RECREATION PROGRAMS

The City receives \$234,000 annually from M-NCPPC to help support City Recreation programs. This funding level has not increased since FY 2013. City taxpayers pay approximately \$1.7 Million in M-NCPPC Recreation Fund taxes.

### ■ BOND BILL FOR RECREATION AMENITIES AT GREENBELT STATION

Provide a State Bond Bill for recreational amenities at Greenbelt Station.

### ■ REPLACE SIDEWALKS ON STATE ROADS

Include funds in the State Budget for SHA to replace and maintain sidewalks along State roads.

### ■ BAN ON PLASTIC STRAWS

Prohibit plastic straws statewide due to their negative impact on the environment.

■ **OPPOSE TRANSFER AND POTENTIAL PRIVATIZATION OF THE BALTIMORE/WASHINGTON PARKWAY**

Governor Hogan has proposed transferring the B-W Parkway from the Federal Government to Maryland and widening it. The City opposes this effort.

■ **OPPOSE BELTWAY WIDENING**


This proposed public-private partnership would add managed toll lanes through some type of public-private arrangement. The City opposes this effort.

■ **BLOCK THE MAGLEV TRAIN ROUTES THROUGH GREENBELT AND PRINCE GEORGE'S COUNTY**

Both proposed alignments would run through Greenbelt. This project negatively impacts Greenbelt and the County with little benefit to our residents. The City opposes this effort.

## CITY NOTES

### Greenbelt CARES



Week Ending December 6

Judye Hering met with Ghazala Azaz on Wednesday. Ghazala is a graduating senior at the University of Maryland, School of Family Science. Ghazala will begin her internship with the Vocational/Educational program in January 2020.


Teresa Smithson and Danielle Rogal-Hudspeth attended the free NARCAN certification course at the Prince George's County Health Department on Friday, November 22, and received NARCAN doses to assist in case of an Opioid overdose.

Through the efforts of the GAIL program, each Green Ridge House resident received a \$25 Safeway Gift Card. Gift Cards were donated by Combined Properties for the Thanksgiving Holiday.

# WEEKLY REPORT

## Planning and Community Development

Week Ending: Friday, December 6, 2019



*The following items highlight the various activities of the staff of Planning and Community Development for the past week.*

### *CODE ENFORCEMENT*

---

|  |  |
|--|--|
| <b>Commercial Properties</b>                 | <i>Greenbelt Professional Offices were annually inspected.</i>   |
| <b>Apartments</b>                            | <i>Jane Apartments were re-inspected – passed inspection license issued.</i>   |
| <b>Rental Property</b>                       | <i>Nine rentals were annually inspected; and<br/>Three rentals were re-inspected.</i>  |
| <b>Complaints</b>                            | <i>Four complaints were logged regarding roach infestation in Hunting Ridge, disregarded trash not in closed container at Jane Apartments, bed bugs in Franklin Park Apartments, and safety of retaining wall at Parke Crescent Apartments; and<br/>Three prior complaints were re-inspected.</i>  |
| <b>Permits</b>                               | <i>Twenty-one permits were approved and issued.</i>  |
| <b>Windshield Inspections</b>                | <i>Greenbelt Road was observed for any violations.</i>   |
| <b>Construction Sediment Erosion Control</b> | <i>Visited 10 Ridge Road construction site.</i>  |
| <b>False Alarms</b>                          | <i>Seventeen alarm license renewal notices were mailed – thirteen to businesses and four to alarm companies.</i>   |
| <b>Meetings:</b>                             | <b>Staff Attended:</b><br><i>Meeting on Greenbelt Lake Dam project;<br/>City Council work session with Franklin Park at Greenbelt Station;<br/>City Council work session on NRP Greenbelt Metro Development;<br/>Agency scoping meeting on proposal for Bureau of Engraving and Printing to relocate to BARC; and<br/>Advisory Planning Board meeting.</i> |

---

***Staff Met With:***


*Community Planners to discuss various planning projects;  
and  
Code Inspector.*

---

***Planning Projects:***

*Reviewed submittals for Greenbelt Lake Dam project;  
Processed invoices for payments;  
Reviewed Detailed Site Plan for Greenbelt Metro multi-  
family development project;  
Prepared sediment and erosion control files for upcoming  
inspection by the State for renewal of authority;  
Worked on highway data questionnaire;  
Prepared materials for the December 9 City Council  
meeting;  
Requested estimates for "Welcome to Greenbelt" pole signs;  
Responded to questions regarding the 2020 Census;  
Reviewed Speed Sentry data;  
Reviewing Detailed Site Plan on resubmitted details on  
proposed NRP multifamily residential development; and  
Reviewing details on Phase 2 of the Cherrywood Lane  
Complete and Green Streets project.*

---




# WEEKLY ACTIVITY

**Week Ending December 6, 2019**

- Met with the IT Director and representatives from Esri for geographic information system (GIS) mapping software training.
- Met with the labor attorney to discuss the upcoming FOP contract.
- Attended a work session in reference to Franklin Park.
- Hired a new Police Officer Candidate.
- Met with Eleanor Roosevelt High School's principal and administrators in response to the shots fired incident on Hanover Parkway.
  - Also met with Greenbriar management in response to this incident.
- Attended Greenbriar's volunteer celebration event.
- Attended the Greenbelt City Merchant Meeting.
- Attended Prince George's County Drug Overdose Fatality Review Team/Opioid Intervention (DOFRT/OIT) meeting.
- Assisted with the City's tree lighting activities.
- Assisted with the Recreation Department's Santa photo session.
- Hosted National Crime Information Center training at the University of Maryland.
- Installed two child safety seats.
- Investigated and worked with IT on emergency phone line issues.
- Scheduled interviews for three dispatcher candidates.
- Scheduled officers to attend training at the Smithsonian's National Museum of African American History and Culture (NMAAHC). The first group of officers to attend will do so on December 11<sup>th</sup>.





# CRIME REPORT

DECEMBER 4, 2019

This activity report is provided as a public service to the community. It is intended to give an overview of the criminal activity within Greenbelt and is not a complete listing of all events and crime reported to the Greenbelt Police Department. The Weekly Activity Report is also available online at:

[www.greenbeltmd.gov/police](http://www.greenbeltmd.gov/police)

The Greenbelt Police Department and Crime Solvers are offering a reward of up to \$1,000 for information leading to the arrest and conviction of the person(s) responsible for any of the unsolved crimes reported in this report. Call **1-866-411-TIPS** to report any information you may have. You can remain anonymous.

**Additionally, you can anonymously report suspected drug activity in your neighborhood by calling our Drug Tip Line: 240-542-2145.**

## CENTER CITY

|                     |   |
|---------------------|---|
| 11/27<br>10:00 A.M. | 2 court Southway. Fraud. The victim advised that she received a phone call from an unknown subject claiming to be a police officer. The suspect told the victim that he had an open arrest warrant and the victim would have to open up a bitcoin bank account to avoid having her bank accounts frozen. The victim opened the account and deposited money into it. After hearing nothing further from the suspect the victim realized it was a scam. It is unknown at this time if the victim was able to recover the money. |
|---------------------|---|

## FRANKLIN PARK/BELTWAY PLAZA/GREENBELT STATION/CAPITOL OFFICE PARK/METRO

|                    |  |
|--------------------|--|
| 12/01<br>3:10 A.M. | 5800 block Cherrywood Lane. Strong arm robbery. The victim advised that he was walking to his vehicle when he was grabbed from behind by an unknown suspect. Two other described as Hispanic juvenile males then began punching the victim. The suspects then took the victim's wallet and broke the keys to his vehicle. The suspects then ran to a black in color 4-door vehicle and fled the scene. The victim was transported by fireboard to Doctor's Community Hospital for treatment. |
|--------------------|--|


|                    |   |
|--------------------|---|
| 12/01<br>5:03 P.M. | 6100 block Breezewood Court. Burglary. Unknown person(s) used unknown means to enter an apartment and remove money and an engagement ring. There was no sign of forced entry. |
|--------------------|---|



**A NATIONALLY ACCREDITED LAW ENFORCEMENT AGENCY**



# GREENBELT POLICE DEPARTMENT



|                    |   |
|--------------------|---|
| 12/02<br>4:00 A.M. | 5800 block Cherrywood Lane. Robbery. The victim advised that she was walking to her vehicle when she was approached from behind by the suspect, who pushed what she believed to be a gun against her and demanded her purse. The suspect then fled the area on foot. The victim was not injured. The suspect is described as an unknown male wearing a dark grey hooded sweatshirt, no further. |
| 12/03<br>3:30 P.M. | 6000 block Greenbelt Road. Theft. The victim advised that on November 25 <sup>th</sup> unknown person(s) took an unattended laptop computer from the counter at the FedEx Store.  |
| 12/03<br>8:00 P.M. | 6200 block Springhill Drive. Theft. A parcel package containing a television was taken from in front of the front door area of an apartment residence.  |

## **GREENBELT EAST/GREENWAY SHOPPING CENTER**

|                     |  |
|---------------------|--|
| 11/29<br>11:00 P.M. | 6500 block Lake Park Drive. Burglary. Unknown person(s) entered a residence by tampering with a bedroom window. Three laptop computers and an e-cigarette were taken.  |
| 11/28<br>11:02 P.M. | 7500 block Greenbelt Road. Burglary. Surveillance video revealed that the suspect entered the outer doors into the vestibule area of the Safeway store, then attempted to break the inner doors with a handgun. After being unable to gain entry the suspect fled the area on foot. The suspect is described as a white male, no further.  |
| 12/04<br>5:39 A.M.  | 7200 block Hanover Parkway. Burglary. Officers responded to a report of a burglary alarm. Arriving officers discovered a broken window and an open door at the Hanover Park Pharmacy. It is unknown at this time if anything was taken.  |
| 12/04<br>4:00 P.M.  | 7800 block Hanover Parkway. Reckless endangerment. Investigation revealed that a suspect described as a black male with a thin build wearing a hooded sweatshirt fired several rounds from a handgun in front of the 7804 building of Hanover Parkway. The suspect then fled the area on foot in the company of three unknown subjects. No injuries were reported, although several vehicles were damaged. The investigation is ongoing. |


## **Automotive Crime - City Wide**

|       |   |
|-------|---|
| 11/27 | 33 court Ridge Road. Stolen auto. A 2008 Chevrolet Impala 4-door. The vehicle was recovered December 2 <sup>nd</sup> in the 100 block of Centerway. No arrests. |
|-------|---|



***A NATIONALLY ACCREDITED LAW ENFORCEMENT AGENCY***


# GREENBELT POLICE DEPARTMENT



|       |  |
|-------|--|
| 11/27 | 100 block Westway. Theft from auto. Unknown person(s) removed the catalytic converter from the undercarriage of a vehicle.   |
| 11/29 | 9100 block Edmonston Court. Theft from auto. A rear tag, Maryland 6EB3152, was taken from a vehicle. The left rear tire was also flattened.  |
| 12/02 | 9200 block Springhill Lane. Theft from vehicle. A tire and rim were removed from a vehicle.  |
| 12/02 | 7700 block Mandan Road. Theft from vehicle. A rear tag, Maryland 9DE1210, was taken from a vehicle.  |
| 12/03 | 9100 block Edmonston Court. Attempt theft of auto. Unknown person(s) used unknown means to enter a locked vehicle and tampered with the ignition in an apparent attempt to steal it. |
| 12/03 | 6100 block Breezewood Court. Theft from vehicle. Two tags, Virginia USG4200, were taken from a vehicle.  |
| 12/04 | 6900 block Hanover Parkway. Theft from auto. A rear tag, Maryland 113693T, was taken from a vehicle.   |



**A NATIONALLY ACCREDITED LAW ENFORCEMENT AGENCY**



## CRIME REPORT TALLY SHEET


WEEK OF DECEMBER 4, 2019

The following list is comprised of the actual numbers of offenses reported during the week. Not all reports are included as narratives, only incidents of interest, unusual or public safety related items are included.

| <u>GENERAL CRIMES</u>                 |   | <u>GENERAL CRIMES (CON'T)</u>       |   |
|---------------------------------------|---|-------------------------------------|---|
| Carjacking                            |   | Animal Bite                         |   |
| Sex Offense (Suspect known to victim) | 1 | Disruption of School Activities     |   |
| Armed Robbery                         | 1 | Transporting a Handgun in a Vehicle |   |
| Attempt Armed Robbery                 |   | Reckless Endangerment               | 1 |
| Strong Armed Robbery                  | 1 | Emergency Commitment Petition       | 1 |
| Attempt Strong Armed Robbery          |   | Missing Person                      |   |
| Burglary                              | 4 | Fraud                               | 3 |
| Attempt Burglary                      |   | Unattended Death                    |   |
| Assault (One roommate/roommate)       | 2 | Alcohol Violation                   |   |
| Domestic                              |   | False Report                        |   |
| Drugs                                 |   | Harassment                          |   |
| DUI/DWI                               |   | Field op (suspicious person)        |   |
| Theft                                 | 7 | Notification for other agency       |   |
| Vandalism                             |   |                                     |   |
| Child Abuse                           |   | <u>VEHICLE RELATED CRIMES</u>       |   |
| Unattended Child                      |   | Stolen Vehicles                     | 1 |
| Trespass                              |   | Recovered Stolen Vehicles           | 1 |
| Disorderly Conduct                    |   | Recovered Stolen Tags               |   |
| Failure to Obey Lawful Order          |   | Theft From Vehicles                 | 6 |
| Credit Card Offense                   |   | Attempt Theft From Vehicles         |   |
| Telephone Misuse                      |   | Attempt Theft of Vehicle            | 1 |
| Counterfeit Money                     |   | Vandalism to Vehicles               |   |
| Suspicious Person                     |   | Accidents                           | 4 |



# *GREENBELT POLICE DEPARTMENT*



## *Animal Control Activity*

Two hamsters, one dog two cats were placed in homes.

One stray dog was brought into the shelter by a citizen and reunited with owners the same day.

Seven kittens are now available for adoption and will be ready to be placed in homes next week.

Animal Control has reserved the multipurpose room for WAGS on Friday, December 6th from 7pm-9pm for volunteers to help decorate wreaths for their fundraiser.


WAGS will have a bake/wreath sale Sunday, December 8th between 10am-2pm at the Co-Op ramp.

A "Giving Tree" was put up at the shelter and our Amazon Wish-list was updated. Donations have already been received after this update.



*A NATIONALLY ACCREDITED LAW ENFORCEMENT AGENCY*

*Department of Public Works*  
*Weekly Report for*  
*Week Ending December 06, 2019*



**ADMINISTRATION**

- Held the monthly supervisors' meeting.
- Met with the contractor and engineer regarding the Greenbelt Lake Dam Project.
- Director Sterling attended the Certified Stormwater Inspector re-certification class.
- Met a vendor regarding a small business application for Pepco energy rebates.

**STREET MAINTENANCE/SPECIAL DETAILS**

- Picked up unwanted signs and checked for graffiti.
- Pushed debris at the Northway Fields compost site.
- Put out farmers' market barrels in Roosevelt Center for the last weekend of the season.
- Cleaned storm drains throughout Historic Greenbelt.
- Installed two salt spreaders on vehicle #111 and #126, and prepared vehicle #125 for snow.
- Fixed banners on Hanover Parkway and Cherrywood Lane.
- Decorated the deer statue on Hanover Parkway with Christmas lights.

**HORTICULTURE/PARKS**

- Performed landscape maintenance throughout the city.
- Continued curbside leaf pick-up in Lakeside and Greenspring I and II.
- Removed down and hanging limbs.
- Trimmed hedges and removed dead vegetation from the Community Center and Youth Center beds.
- Finalized Festival of Lights preparations.

**REFUSE/RECYCLING/SUSTAINABILITY/ENVIRONMENTAL**


- Collected 26.51 tons of refuse 14.99 tons of recycling material.
- Performed daily SWPPP inspections.
- Assisted Zero Waste's volunteer event at the NDC.
- Assisted Zero Waste at the tree lighting for the Festival of Lights.
- Created and gave a presentation on recycling for the Environmental Club at Holy Redeemer School.
- Composed Green ACES-Team minutes.
- Contacted Planning about starting the recertification process for SMC.
- Attended a phone conference with Standard Solar regarding the solar farm.
- Attended COG'S recycling webinar.

## **BUILDING MAINTENANCE**

- Started monthly preventative maintenance throughout city buildings.
- Repaired a light at the Greenbelt Theater.
- Repaired the men's locker room door at the Greenbelt Aquatic and Fitness Center.
- Continued working on the boiler at the Police Station.
- Hung Craft Show banners at the Community Center.
- Replaced the push bar on the door at Schrom Hills Park.

## **FLEET MAINTENANCE**

- Completed preventative maintenance and installed four tires on vehicle #104.
- Replaced fuel line on vehicle #264.
- Completed preventative maintenance, replaced both fuel filters and flushed the fuel system on vehicle #407.
- Completed preventative maintenance on vehicle #426.
- Installed power outlets and a PA microphone on vehicle #609.
- Completed preventative maintenance on vehicle #613.
- Completed preventative maintenance and replaced left rear tire on vehicle #614.
- Completed preventative maintenance and replaced the front and rear brakes and rotors on vehicle #870.
- Completed preventative maintenance, and mounted and balanced a tire on vehicle #874.
- Mechanic Supervisor Herris attended the Detroit Diagnostic Software training.



# **Greenbelt Recreation Department**

## **Weekly Report**

### **Week Ending December 6, 2019**

#### **ADMINISTRATION:**

- Met with Aquatic and Fitness Center staff to review various items.
- Preparation of the FY 2021 budget has begun.
- Met with Human Resources to review various items.
- Met with representatives from the ESRI firm to discuss how the application can support the Recreation Department mission.
- Attended Black History Committee Meeting.
- Attended holiday special events.

#### **YOUTH CENTER/ SPRINGHILL LAKE/PARK RANGERS/GREENBELT KIDS:**

- Annual Festival of Lights events begin today! The first event of the month long celebration is this Friday, December 6 at 7 pm in Roosevelt Center. The Annual Tree Lighting marks the beginning of the Festival of Lights. Santa will arrive about 7:15 pm and light Greenbelt's holiday tree. Hot cocoa, gingersnaps, peppermints and mandarins will be offered as complimentary refreshments during the event. This zero waste event features compostable cups and treat wrappers as part of Greenbelt's efforts to provide environmentally friendly special events. A free showing of *How the Grinch Stole Christmas* will continue the fun at the Greenbelt Theatre, beginning at 7:30 pm. Many thanks to our partners at Public Works and the Greenbelt Theatre for their support of this community special event!
- Annual Festival of Lights events continue on Saturday with Santa's Visit to the Youth Center from 10 am until 12 pm. Refreshments and activities will be available as families greet Santa and pose for their complimentary photograph. Thanks to Bev Palau for providing her photography skills for this special holiday tradition!
- An Elves Workshop will take place at the Youth Center on Saturday from 1:30 pm-3:30 pm. Participants will create holiday decorations, gifts and edible treats. Pre-registration is required.
- Our North Pole Calling program is still taking requests for a call from Santa. Forms are available in recreation centers and the North Pole mailbox is now located in the Community Center.
- Attended Greenbelt Station holiday gathering on Saturday afternoon.
- Attended Maryland Department of Health Office of Youth Camps Safety Advisory Committee meeting.
- Youth Center hosted a library program, Kids Achieve Club, on Thursday to provide space for the continuation of the program during the library closure.



- Winter 2019 Activity Guide is now available on-line and printed guides are available in city buildings. Registration for winter classes is ongoing for both residents and non-residents.
- Planning and preparation of the 2020 Camp Guide continued in coordination with Bev Palau.
- Spring 2020 Activity Guide production schedule was shared with all staff and program planning for Spring continues.

## **AQUATICS:**

- GMST met Tuesday and Thursday for practice. There was no practice Sunday, December 1.
- GAFC Swim Instructor(s) and Personal Trainer provided twelve private swim lessons and four personal training sessions.
- GAFC welcomes a new fitness attendant to the staff.
- Lifeguarding class was held on Sunday, December 1, from 9 am - 4:30 pm.
- The US Marine Corp Reserve and the GAFC are teaming up to collect new, unwrapped toys to distribute to local families during the holidays. Donations accepted in the main lobby of GAFC now through December 20.

## **COMMUNITY CENTER:**

- The Greenbelt Museum moved into the front lobby display case for December. Check out their fabulous holiday wares for sale!
- Staff attended and volunteered at the Maryland Recreation and Parks Association Camp Resource Fair at Meadowbrook Athletic Center in Ellicott City.
- Tickets for The New Deal Nut performance are on sale. Two shows are sold out! There are tickets available for Sunday, 12/15 @ 11 am.
- The monthly fire drill was conducted.
- Provided logistical support for Festival of Lights weekend.
- The facility provided space for the Greenbelt Library for three Ready2Read Storytimes.
- Supervisor continued to field inquiries in regard to food operation rentals for the Commercial Kitchen. There have been 484 inquiries since April 2015. There are currently five food operations who received all permits and may rent the Kitchen.
- There were 12 facility reservations processed.
- There were 9 private rentals and 15 pattern rentals.
- The following free space groups were provided space: Golden Age Club, Greenbelt MakerSpace, Greenbelt Concert Band, Greenbelt Community Foundation, Belle Point Home Owners Association, Greenbelt Climate Action Network and Girl Scout Daisy Troop #23023
- The following City groups were provided space: Be Happy, Be Healthy Yoga, Volleyball and Line Dancing, and Advisory Planning Board.
- There was one no show for a City group.

## **ARTS:**

- Preparing a FY 2021 grant application to the Maryland State Arts Council.
- Preparations are ongoing for the Festival of Lights Juried Art and Craft Fair on December 7 and 8.
- Fall quarterly classes are winding down. An extended array of 2020 summer camps and after care classes is in development, and planning is underway for spring programs.
- Currently on view at the Greenbelt Community Center Art Gallery: mixed media paintings and sculpture by Khanh Le exploring the complexities of his identity as a Vietnamese-American. On view at the Greenbelt Municipal Building: photos and artist renderings celebrating NASA Goddard missions on the occasion of their 60th Anniversary.

## **THERAPEUTIC RECREATION:**

- Edited Camp 2020 guide.
- Preparation for the Spring 2020 programs and trips continue with planning and data entry.
- Twenty-seven seniors went to Toby's Dinner Theater to see *The Christmas Story*. Great reviews by all that attended. Shout out to Jim and Suze Marley for being the group leaders!
- Food Service Managers assisted with preparation for upcoming special event.
- Senior Nutrition served 79 hot meals the week ending 12/6.
- Supervisor assisted with annual Festival of Lights - Tree Lighting and Arts & Craft Fair.