

# **Greenbelt City Council Budget Work Session**

**Wednesday  
April 6, 2016  
7:30 p.m.**

**Community Center  
Room 201**

**7:30 p.m. – Grants & Contributions  
and Museum**

**8:30 p.m. – Police and Greenbelt  
Volunteer Fire Department & Rescue  
Squad**

Met 3/14/16 w/  
 Jim, Marc, Corbin Tom

GREENBELT POLICE DEPARTMENT  
 VEHICLE INVENTORY

Proposed is 7 vehicles

March 8, 2016

Individually Assigned Vehicles									
	UNIT	YEAR	MAKE & MODEL	MARKED	MARKED	SERIAL NUMBER	TAG #	OFFICER	CURRENT
	#			YES	NO				MILEAGE
1	802	2008	CHEV IMPALA	X		2G1WS553281262132	MG3328	OFFICER	125,228
2	804	2008	CHEV IMPALA	X		2G1WS553981265402	MG3330	SQUAD 4	62,534
3	808	2009	CHEV IMPALA	X		2G1WS57M591304669	MG3337	OFFICER	103,106
4	809	2009	CHEV IMPALA	X		2G1WS57M691305684	MG3336	OFFICER	110,745
5	810	2009	CHEV IMPALA	X		2G1WS57M791302521	MG3335	OFFICER	119,895
6	811	2009	CHEV IMPALA	X		2G1WS57M991303556	MG3334	OFFICER	92,884
7	812	2009	CHEV TAHOE	X		1GNEC03009R273447	MG3331	YANKOWY	95,937
8	813	2009	CHEV TAHOE	X		1GNEC03089R272935	MG3333	DEFFIBAUGH	98,946
9	815	2010	CHEV IMPALA		X	2G1WD5EMXA1198124	MG3339	LIEUTENANT	134,258
10	817	2010	CHEV IMPALA	X		2G1WD5EM1A1200746	MG3342	YATSKO	89,878
11	819	2010	CHEV IMPALA	X		2G1WD5EM3A1202062	MG3343	OFFICER	91,923
12	821	2010	CHEV IMPALA	X		2G1WD5EM0A1202620	MG3346	FERNANDEZ	69,559
13	824	2011	CHEV IMPALA	X		2G1WD5EM8B1290740	MG3352	GRANGER	76,240
14	825	2011	CHEV IMPALA	X		2G1WD5EM4B1291383	MG3351	HAWKINS-GRAHAM	63,551
15	826	2011	CHEV IMPALA	X		2G1WD5EM8B1290804	MG3350	BROWN	58,280
16	827	2011	CHEV IMPALA	X		2G1WD5EM2B1289504	MG3349	EPPARD	87,393
17	828	2011	CHEV IMPALA	X		2G1WD5EM7B1289109	MG3348	FOSTER	58,179
18	829	2011	CHEV TAHOE	X		1GNLC2E09BR320416	MG3347	GRESSMAN	109,387
19	830	2011	CHEV IMPALA		X	2G1WD5EM6B1288226	1AK6064	PRACHT	49,434
20	831	2011	CHEV IMPALA		X	2G1WD5EM4B1289231	1AK6063	KAISER	96,118
21	832	2012	Chevy IMPALA		X	2G1WD5E36C1291572	7AT1404	TRIESKY	45,931
22	833	2012	Chevy CAPRICE	X		6G1MK5U34CL666354	LG95897	ARNOLD	63,039
23	834	2012	Chevy CAPRICE	X		6G1MK5U35CL666394	LG95898	WOOTEN	59,800
24	835	2012	Chevy CAPRICE	X		6G1MK5U32CL666465	MG3353	SCHURG	64,690
25	836	2012	Chevy CAPRICE	x		6G1MK5U38CL666468	LG95899	DAVIS	35,732
26	837	2013	Chevy TAHOE	X		1GNLC2E05DR345526	MG3354	KAYTON	55,466
27	838	2013	Chevy TAHOE	X		1GNLC2E0XDR348812	MG3355	K9 OFFICER	27,297
28	839	2013	Chevy IMPALA		X	2G1WD5E3XD1260942	1BE6516	LEE	81,409
29	840	2014	FORD Interceptor	X		1FM5K8AR3E3GA33502	MG3358	POTTS	27,980
30	841	2014	FORD Interceptor	X		1FM5K8ARXE3GA33500	MG3359	LIU	10,786
31	842	2014	FORD Interceptor	X		1FM5K8AR1E3GA33501	MG3357	SAGAN	44,629
32	843	2014	FORD Interceptor	X		1FM5K8AR5E3GA33503	MG3356	GUY	15,167
33	845	2014	FORD Interceptor	X		1FM5K8AR7EGB11330	MG3363	LAUER	25,255
34	846	2014	FORD Interceptor	X		1FM5K8AR9EGB11328	MG3361	ROSE	32,000
35	848	2014	FORD Interceptor	X		1FM5K8AR5EGB11326	MG3360	LOWNDES	21,753
36	849	2014	FORD Interceptor	X		1FM5K8AR7EGB11327	MG3364	TORRES	42,704
37	850	2015	FORD Interceptor	X		1FM5K8AR4FGB61586	MG3365	BLADZINSKI	22,977
38	851	2015	FORD Interceptor	X		1FM5K8AR6FGB61587	MG3366	GULLEDGE	19,106
39	852	2015	FORD Fusion		X	3FA6P0UU9FR208153	3BV7269	CHIEF	5,853
40	853	2015	FORD Fusion		X	3FA6P0UU7FR208152	3BV7270	WHITE	17,718
41	854	2015	FORD Fusion		X	3FA6P0UU5FR208151	3BV7271	MORELAND	28,489
42	855	2015	FORD Fusion		X	3FA6P0UU3FR208150	3BV7272	HOLDEN	24,583
43	857	2015	FORD Interceptor	X		1FM5K8AR6FGB52386	MG3367	PARSLEY	17,784
44	858	2016	FORD Fusion		X	3FA6P0UU2GR308063	4CF3189	AGUILAR	100
45	859	2016	FORD Fusion		X	3FA6P0UU4GR308064	4CF3190	KEMP	100
46	862	2016	FORD Interceptor	X		1FM5K8AR5GGC08271		KEYS	100
47	863	2016	FORD Interceptor	X		1FM5K8AR7GGC08272		DEWEY	100
48	864	2016	FORD Interceptor	X		1FM5K8AR9GGC08273		APGAR	100
49	866	2016	FORD Interceptor	X		1FM5K8AR0GGC08274		PECK	100
50	867	2016	FORD Interceptor	X		1FM5K8AR2GGC08275		KELLEY	100
51	879	2005	CHEV T-BLAZER		X	1GNDT13S052286186	451M679	SULLIVAN	64,048
52	880	2005	CHEV T-BLAZER		X	1GNDT13SX52289578	451M701	PETERS	94,670
53	893	2007	CHEV IMPALA	X		2G1WS55R879266979	MG3325	ROGERS	90,984
54	895	2007	CHEV IMPALA	X		2G1WS55R279268386	MG3313	SQUAD 3	94,362
55	899	2007	CHEV IMPALA		X	2G1WS55R979311895	4CTL04	PENN	129,541

### Single-Purpose Specialty Vehicles

	UNIT	YEAR	MAKE & MODEL	MARKED	MARKED	SERIAL NUMBER	TAG #	PURPOSE	CURRENT
	#			YES	NO				MILEAGE
56	891	2006	CHEV TRUCK		X	1GCHK24U86E152965	MG3315	MECHANIC	134,551
57	898	2007	CHEV IMPALA		X	2G1WS55R579314955	4CTL05	MATHEWS	128,664
58	910		LEASE VEHICLE		X	LEASE	N/A	MARKS	
59	913	1998	CHEV TRUCK	X		1GBJC34R2WF059812	MG3070	EVIDENCE	10,000
60	921	2009	FORD TRUCK		X	1FDXE45P79DA04612	27W440	TAC TEAM	6,083

### Support Vehicles

	UNIT	YEAR	MAKE & MODEL	MARKED	MARKED	SERIAL NUMBER	TAG #	PURPOSE	CURRENT
	#			YES	NO				MILEAGE
61	800	2008	CHEV IMPALA	X		2G1WS553181264115	MG3326	SQUAD 1 SPARE	118,166
62	805	2008	CHEV IMPALA		X	2G1WS553481264285	2AEP50	CIU SPARE	92,733
63	814	2009	CHEV TAHOE	X		1GNEC030X9R274492	MG3332	K9 Officer (Vacant)	103,791
64	822	2010	CHEV TAHOE	X		1GNMCAE04AR186850	MG3338	K9 SPARE	118,255
65	823	2010	CHEV IMPALA	X		2G1WD5EM9A1252139	MG3340	PATROL SPARE	104,400
66	861	2003	FORD CROWN VI		X	2FAFP71W53X150683	LBD608	COMMANDER SPARE	110,364
67	876	2005	FORD CROWN VI		X	2FAHP71W65X109992	MXW275	SOD SPARE	94,632
68	881	2005	CHEV T-BLAZER		X	1GNDT13S452286532	451M678	ADMIN SPARE	92,174
69	894	2007	CHEV IMPALA	X		2G1WS55RX79262285	MG3324	SQUAD 2 SPARE	68,500

### Miscellaneous Equipment

	UNIT	YEAR	MAKE & MODEL	MARKED	MARKED	SERIAL NUMBER	TAG #	PURPOSE	CURRENT
1	865	2003	PACE		X	40LFB10143P092416	LG69252	Cargo Trailer	N/A
2	918	1988	DRAGOON APC	X		1027880143		Rescue Vehicle	N/A
3	920	1998	CONFIDENTIAL		X	CONFIDENTIAL		Task Force Surveillance	0

Vehicles Over 90,000

Vehicles Over 100,000

**RED LIGHT CAMERA PROGRAM**  
**YEAR END REPORT**  
**2015**



### Issuance Rate Summary Report

Submission Criteria	Program Statistics Year: 2015	Most Recent Violation Date Loaded: 01/19/2016
	Violation Type: ALL	Document Type: CITATIONS

Month	JAN	FEB	MAR	APR	MAY	JUN	JUL	AUG	SEP	OCT	NOV	DEC	YEAR TO DATE
<b>Citations By Violation Date</b>													
Presented to Police Review	489	427	476	524	559	642	583	623	613	580	592	564	6,672
Adjusted Total Violation Events	481	415	444	474	651	753	598	600	595	564	581	564	6,720
Controllable Exceptions (Camera/System)	66	41	27	36	142	190	71	44	42	42	69	84	854
Violation Notice Issued	0	0	0	0	0	0	0	0	0	0	0	0	0
Citations Issued	415	374	417	438	509	563	527	556	553	522	512	480	5,866
Citations Issuance Rate	86%	90%	94%	92%	78%	75%	88%	93%	93%	93%	88%	85%	87%



### Location Performance Summary Report

Submission Criteria  
 From Violation Date: 1/1/2015 To Violation Date: 12/31/2015 Violation Type: ALL

Location	A Violation Events	B (C+D+E) Violation Event Rejections	C Non- Violations	D Non- Controllable Rejections	E Controllable Rejections	F Violation Events Still In Workflow	G (A-B-F) Citations Issued	H (G/(G+E)) Issuance Rate	I (B/A) Rejection Percentage	J (E/A) Controllable Rejection Percentage
351 - EB GREENBELT RD / MD 193 @ MANDAN RD	34,166	33,444	14,257	18,909	278	0	722	72.20%	97.89%	0.81%
352 - WB GREENBELT RD / MD 193 @ MANDAN RD	30,041	29,387	11,634	17,514	239	0	654	73.24%	97.82%	0.80%
354 - WB GREENBELT RD / MD 193 @ CHERRYWOOD	5,150	3,874	1,621	2,223	30	0	1,276	97.70%	75.22%	0.58%
355 - NB KENILWORTH AVE / MD 201 @ CHERRYWOOD	24,872	23,418	11,485	11,810	123	0	1,454	92.20%	94.15%	0.49%
357 - NB KENILWORTH AVE / MD 201 @ NB I-95 OFF RA	9,431	8,975	1,679	7,248	48	0	456	90.48%	95.16%	0.51%
358 - NB KENILWORTH AVE / MD 201 @ SB I-95 OFF RA	36,114	34,810	11,687	22,929	194	0	1,304	87.05%	96.39%	0.54%
<b>Totals:</b>	<b>139,774</b>	<b>133,908</b>	<b>52,363</b>	<b>80,633</b>	<b>912</b>	<b>0</b>	<b>5,866</b>	<b>86.54%</b>	<b>95.80%</b>	<b>0.65%</b>



## Location Performance Summary Report

---

Submission Criteria

From Violation Date: 1/1/2015

To Violation Date: 12/31/2015

Violation Type: ALL

---

### Locations with No Events

353 EB RT 193 @ HANOVER PKY  
356 SB RT 201 @ CHERRYWOOD LN



### Location Directional Summary Report

Submission Criteria	To Violation Date: 12/31/2015	Violation Type: ALL
From Violation Date: 1/1/2015		

		Left Turn	Right Turn	Straight	Total Citations issued
351 EB GREENBELT RD / MD 193 @ MANDAN RD	Lane 1	1	407	132	540
	Lane 2	0	1	149	150
	Lane 3	0	1	31	32
	Location Totals	1	409	312	722
352 WB GREENBELT RD / MD 193 @ MANDAN RD	Lane 1	0	0	350	350
	Lane 2	0	0	263	263
	Lane 3	39	0	2	41
	Location Totals	39	0	615	654
354 WB GREENBELT RD / MD 193 @ CHERRYWOOD LN	Lane 1	0	312	23	335
	Lane 2	0	9	612	621
	Lane 3	2	5	313	320
	Location Totals	2	326	948	1,276
355 NB KENILWORTH AVE / MD 201 @ CHERRYWOOD LN	Lane 1	0	1	629	630
	Lane 2	3	1	674	678
	Lane 3	139	1	6	146
	Location Totals	142	3	1,309	1,454
357 NB KENILWORTH AVE / MD 201 @ NB I-95 OFF RAMP	Lane 1	0	1	136	137
	Lane 2	0	2	259	261
	Lane 3	30	0	28	58
	Location Totals	30	3	423	456
358 NB KENILWORTH	Lane 1	1	1	670	672





### Location Directional Summary Report

Submission Criteria	To Violation Date: 12/31/2015	Violation Type: ALL
From Violation Date: 1/1/2015		

		Left Turn	Right Turn	Straight	Total Citations issued
358 NB KENILWORTH AVE / MD 201 @ SB I-95 OFF RAMP	Lane 2	0	1	404	405
	Lane 3	0	0	227	227
	Location Totals	1	2	1,301	1,304
<b>Grand Total</b>		<b>215</b>	<b>743</b>	<b>4,908</b>	<b>5,866</b>

## Payment Processing Report


Submission Criteria

From Transaction Date: 1/1/2015

To Transaction Date: 12/31/2015

	Total Amount	Applied Amount	Unapplied Amount
<b>Manual Account</b>			
<b>Mail-In</b>			
Cash	\$75.00	\$75.00	\$0.00
Credit Card	\$525.00	\$525.00	\$0.00
Money Order	\$25,692.50	\$25,692.50	\$0.00
Paper Check	\$163,781.00	\$163,781.00	\$0.00
<b>Total Mail-In</b>	<u>\$190,073.50</u>	<u>\$190,073.50</u>	<u>\$0.00</u>
<b>Walk-In</b>			
Cash	\$58,634.00	\$58,634.00	\$0.00
Credit Card	\$97,530.50	\$97,530.50	\$0.00
Money Order	\$8,700.00	\$8,700.00	\$0.00
Paper Check	\$18,675.00	\$18,675.00	\$0.00
<b>Total Walk-In</b>	<u>\$183,539.50</u>	<u>\$183,539.50</u>	<u>\$0.00</u>
<b>Walk-in District Court</b>			
Cash	\$40.00	\$40.00	\$0.00
Unknown	\$1,200.00	\$1,200.00	\$0.00
<b>Total Walk-in District Court</b>	<u>\$1,240.00</u>	<u>\$1,240.00</u>	<u>\$0.00</u>
<b>Total Manual Account</b>	<b>\$374,853.00</b>	<b>\$374,853.00</b>	<b>\$0.00</b>
<b>Manual Account Percentage</b>	<b>100.00%</b>		
<b>Total Payments</b>	<b>\$374,853.00</b>	<b>\$374,853.00</b>	<b>\$0.00</b>
<b>Total Percentage</b>	<b>100.00%</b>		

CITY OF  
**GREENBELT**  
MARYLAND



SPEED CAMERA PROGRAM  
ANNUAL YEAR END REPORT  
2015

Introduction



Authorized by the Maryland General Assembly on October 1, 2009 and codified under Transportation Article 21-809, municipalities were given the authority to utilize automated speed enforcement in school zones. The fundamental objectives underlying the use of automated speed enforcement in school zones are to increase driver awareness of speed related crashes, encourage a change in driver behavior and increase the safety of pedestrians and other motorists in school zones.

Recognizing that speeding vehicles in schools zones presented a significant public safety problem to not only schoolchildren but to all individuals, both pedestrian and vehicular, the City of Greenbelt, Maryland embarked on a process to implement speed cameras in school zones. Numerous speed studies were conducted throughout the City and while speeding vehicles were detected around all schools, several schools had particularly high violation rates.

The Council passed on April 5<sup>th</sup>, 2012 Ordinance No. 1320, that added the authority under of the City Code to utilize speed camera systems in the City.

In order to comply with the mandates listed under Transportation Article 21-809 and establish a fully legal and compliant speed camera program, the City Council, via Resolution 1095, established school zones around five schools within the City limits.

These schools and the one-half mile radius school zones established around them are as follow:

- 1) Roosevelt High School
- 2) Greenbelt Middle School
- 3) Greenbelt Elementary School
- 4) Turning Point Academy
- 5) Springhill Lake Elementary School

In addition to gathering speed violation data, conducting public hearings and passing the necessary ordinances and resolutions, the City and the Police Department were also in discussion with potential speed camera vendors who could supply the necessary equipment and back office support to ensure a successful program.

On May 15<sup>th</sup>, 2012, the City of Greenbelt chose Brekford Corporation as the speed camera vendor for the City of Greenbelt Speed Camera Program.

# CITY OF GREENBELT

## SPEED CAMERA LOCATIONS



### LEGEND

#### Camera Locations

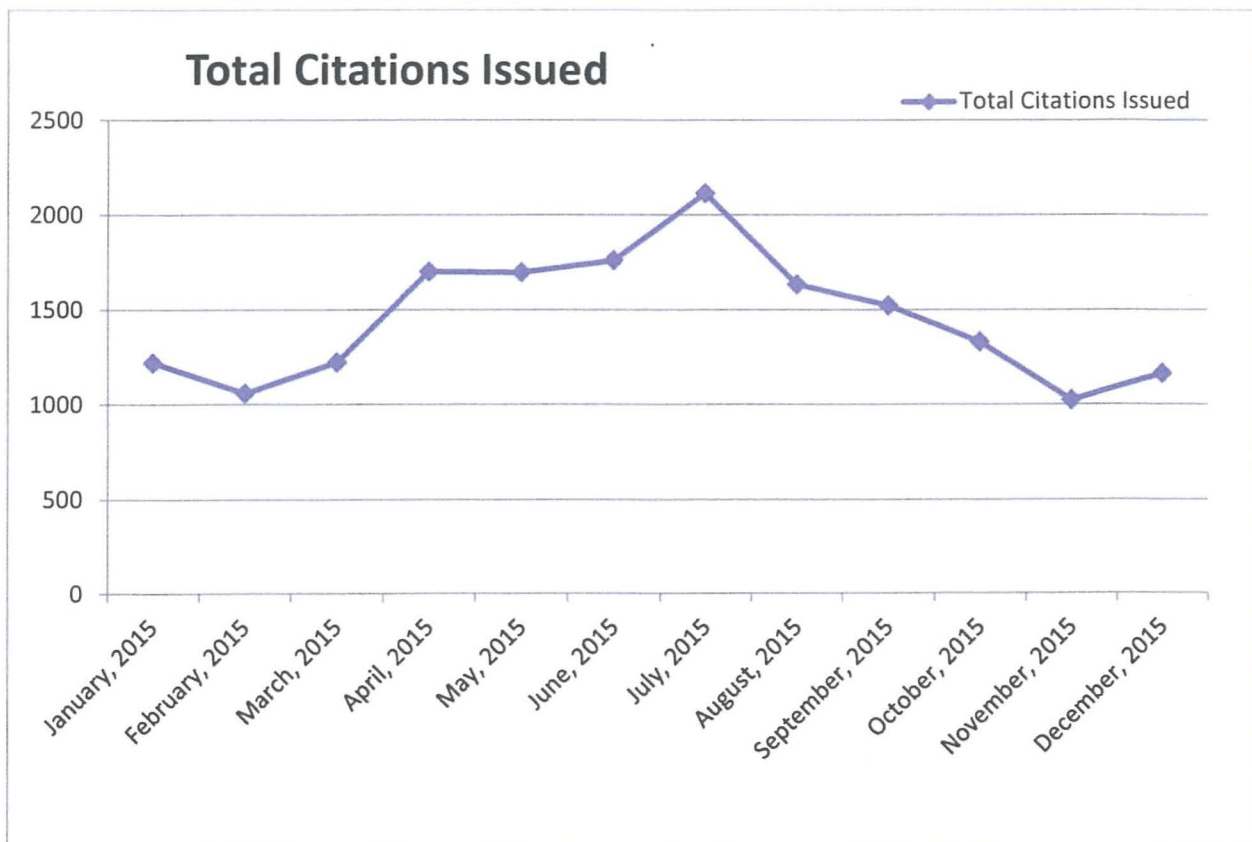
- 1) 300 Blk Crescent Rd – East Bound
- 2) 5900 Blk Cherrywood Ln – North Bound
- 3) 5900 Blk Cherrywood Ln – South Bound
- 4) 9100 Blk Edmonston Rd – North Bound
- 5) 7700 Blk Hanover Pkwy – West Bound
- 6) 7700 Blk Hanover Pkwy – East Bound
- 7) 7000 Blk Mandan Rd – South Bound
- 8) 7700 Blk Mandan Rd – North Bound
- 9) 7700 Blk MD193 W/B West of Frankfort Dr
- 10) 7700 Blk MD193 E/B West of Frankfort Dr

# CITY OF GREENBELT

## CITATION MONITORING

Month	Number Of Sites	Accepted Speed Offenses	Client Rejected	Not Processed*	Total Citations Issued
January, 2015	7	1283	62	0	1221
February, 2015	7	1125	65	0	1060
March, 2015	7	1319	94	0	1225
April, 2015	7	1792	89	0	1703
May, 2015	7	1786	87	0	1699
June, 2015	7	1830	68	0	1762
July, 2015	7	2127	12	0	2115
August, 2015	7	1678	43	0	1635
September, 2015	7	1573	49	0	1524
October, 2015	7	1376	45	0	1331
November, 2015	7	1064	39	0	1025
December, 2015	7	1198	33	6	1165

\* Not Processed Citations include: Out of State, and No Data available from Out of State (DMV/MVA) & Maryland MVA



## CITY OF GREENBELT

### TOTAL SPEED CITATIONS PER SPEED CAMERA SITE

Citations Issued Per Month						
	January '15	February '15	March '15	April '15	May '15	June '15
300 Blk Crescent Rd - East Bound	63	39	35	46	59	71
5900 Blk Cherrywood Ln – North Bound	323	292	396	522	432	440
5900 Blk Cherrywood Ln – South Bound	257	255	370	471	453	436
7700 Blk Hanover Pkwy – East Bound	20	26	19	25	35	33
7700 Blk Mandan Rd – North Bound	97	90	101	154	170	184
7700 Blk MD193 E/B West of Frankfort Dr.	52	76	32	38	33	42
7700 Blk MD193 W/B West of Frankfort Dr.	409	282	272	447	517	556
<b>Total Citations</b>	<b>1221</b>	<b>1060</b>	<b>1225</b>	<b>1703</b>	<b>1699</b>	<b>1762</b>

\*Any cell filled with "N/A" indicates camera was not active for that month.

## CITY OF GREENBELT

### TOTAL SPEED CITATIONS PER SPEED CAMERA SITE

Citations Issued Per Month						
	July '15	August '15	September '15	October '15	November '15	December '15
300 Blk Crescent Rd - East Bound	66	73	58	61	45	50
5900 Blk Cherrywood Ln – North Bound	591	444	541	449	216	240
5900 Blk Cherrywood Ln – South Bound	470	402	355	381	290	339
7700 Blk Hanover Pkwy – East Bound	47	47	35	34	39	41
7700 Blk Mandan Rd – North Bound	172	182	147	139	102	113
7700 Blk MD193 E/B West of Frankfort Dr.	34	20	25	24	37	36
7700 Blk MD193 W/B West of Frankfort Dr.	735	467	363	243	296	313
<b>Total Citations</b>	<b>2115</b>	<b>1635</b>	<b>1524</b>	<b>1331</b>	<b>1025</b>	<b>1141</b>

\*Any cell filled with "N/A" indicates camera was not active for that month





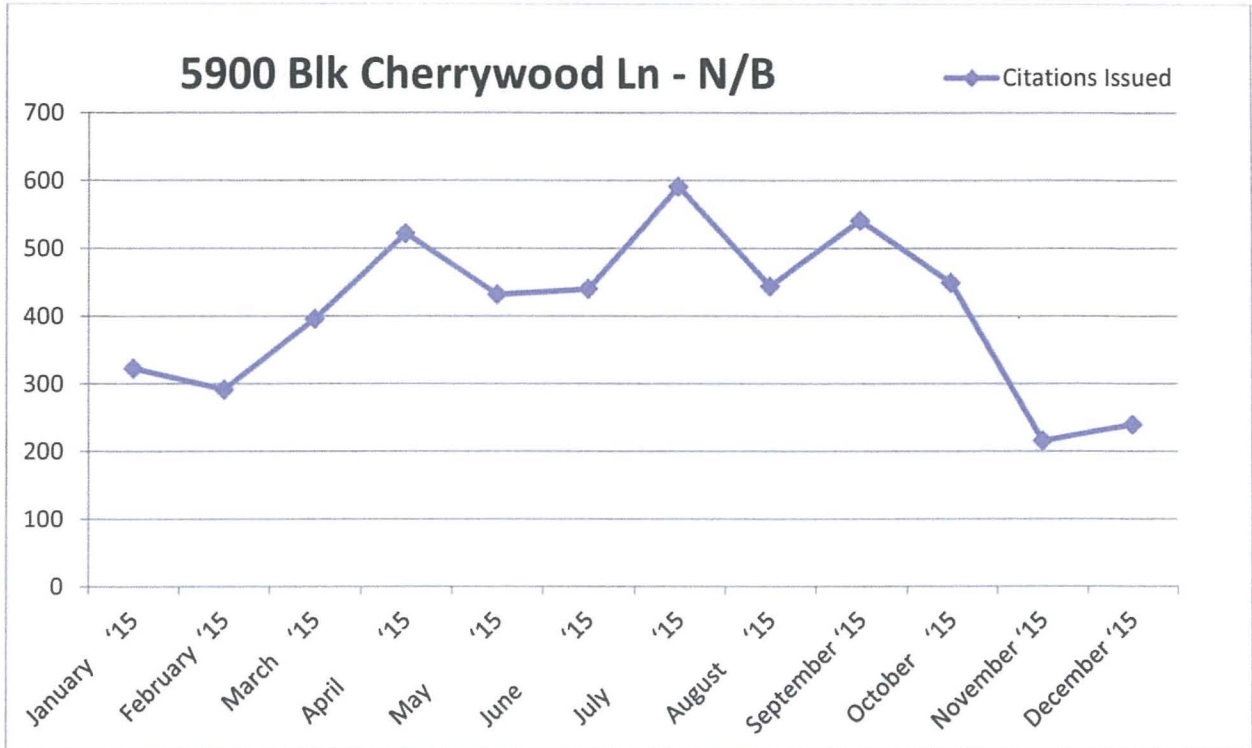
## CITY OF GREENBELT

### TOTAL SPEED CITATIONS PRINTED/MAILED PER SPEED CAMERA SITE

Speed Camera Location	Citations Issued
300 Blk Crescent Rd - East Bound	673 <i>666</i>
5900 Blk Cherrywood Ln – North Bound	5014 <i>4886</i>
5900 Blk Cherrywood Ln – South Bound	4466 <i>4479</i>
7700 Hanover Pkwy – East Bound	383 <i>401</i>
7700 Mandan Rd – North Bound	1652
7700 Blk MD193 E/B West of Frankfort Dr.	454
7700 Blk MD193 W/B East of Frankfort Dr.	4953
<b>Total Citations</b>	<b>17595</b>

# CITY OF GREENBELT

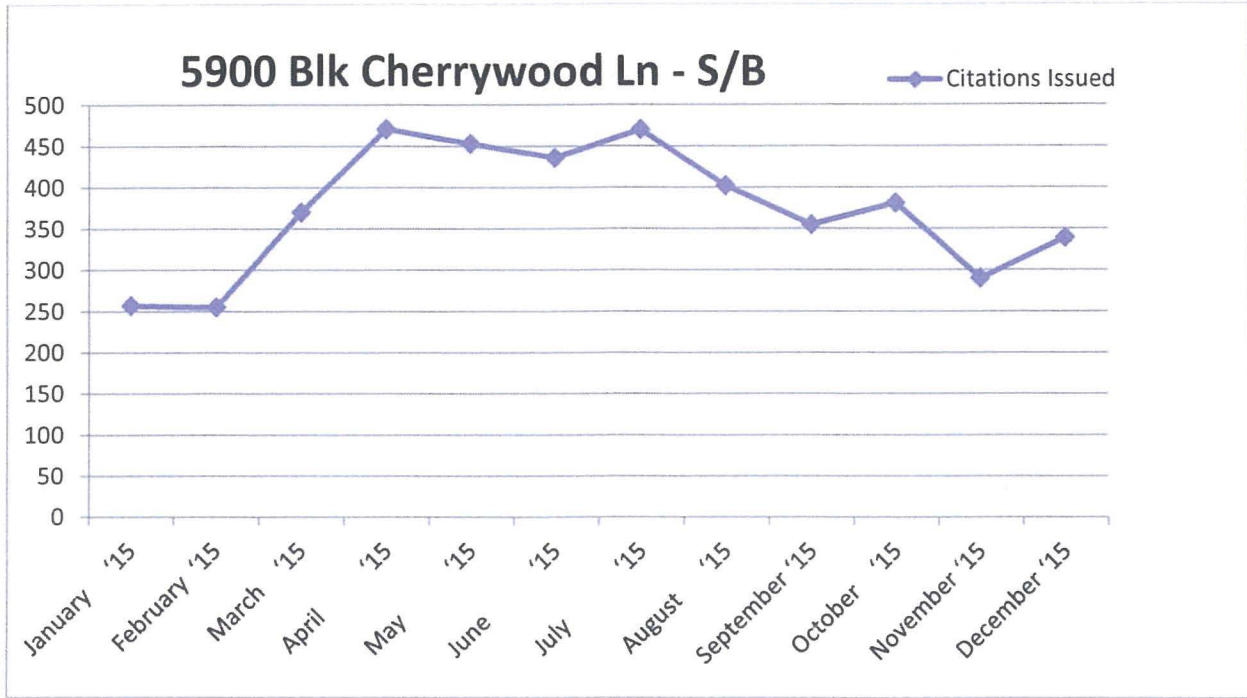
## TOTAL SPEED CITATIONS PER SPEED CAMERA SITE



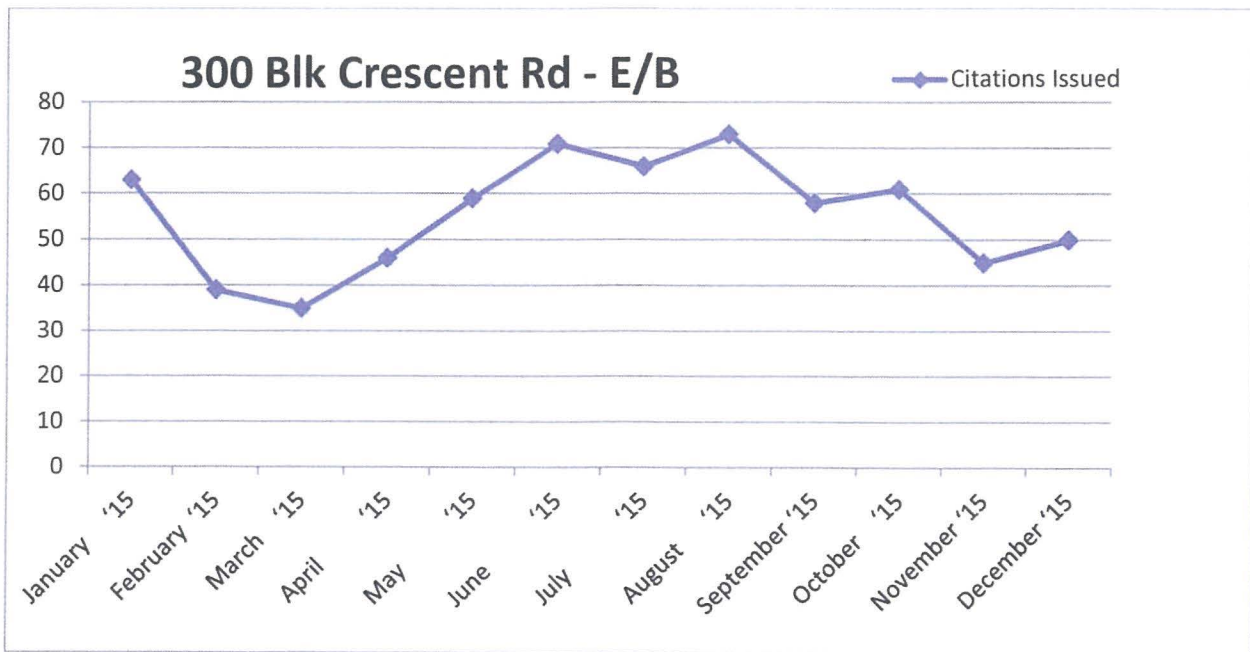
**SYNOPSIS:** SINCE JULY 2015 THE NUMBER OF CITATIONS ISSUED HAS INCREASED ON AVERAGE OF 59%, SHOWING A DECREASE IN SPEEDING.

# CITY OF GREENBELT

## TOTAL SPEED CITATIONS PER SPEED CAMERA SITE



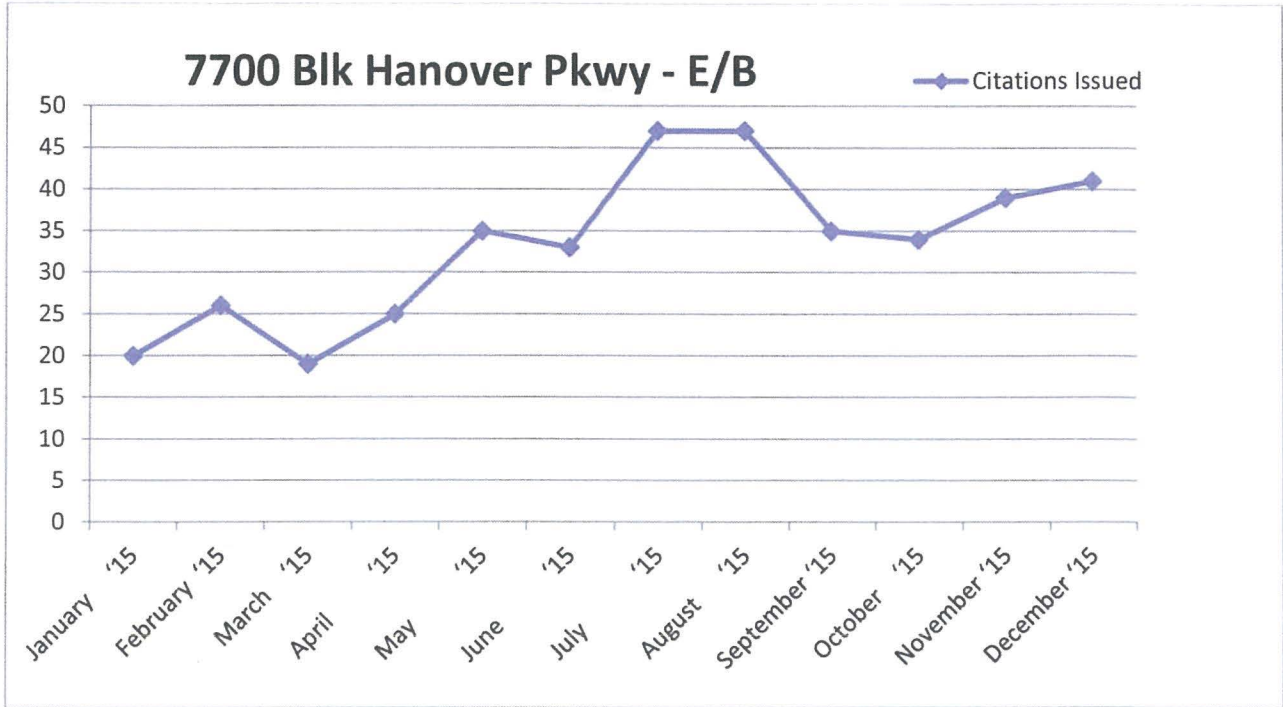
**SYNOPSIS:** SINCE JULY 2015 THE NUMBER OF CITATIONS ISSUED HAS INCREASED ON AVERAGE OF 27%, SHOWING A DECREASE IN SPEEDING



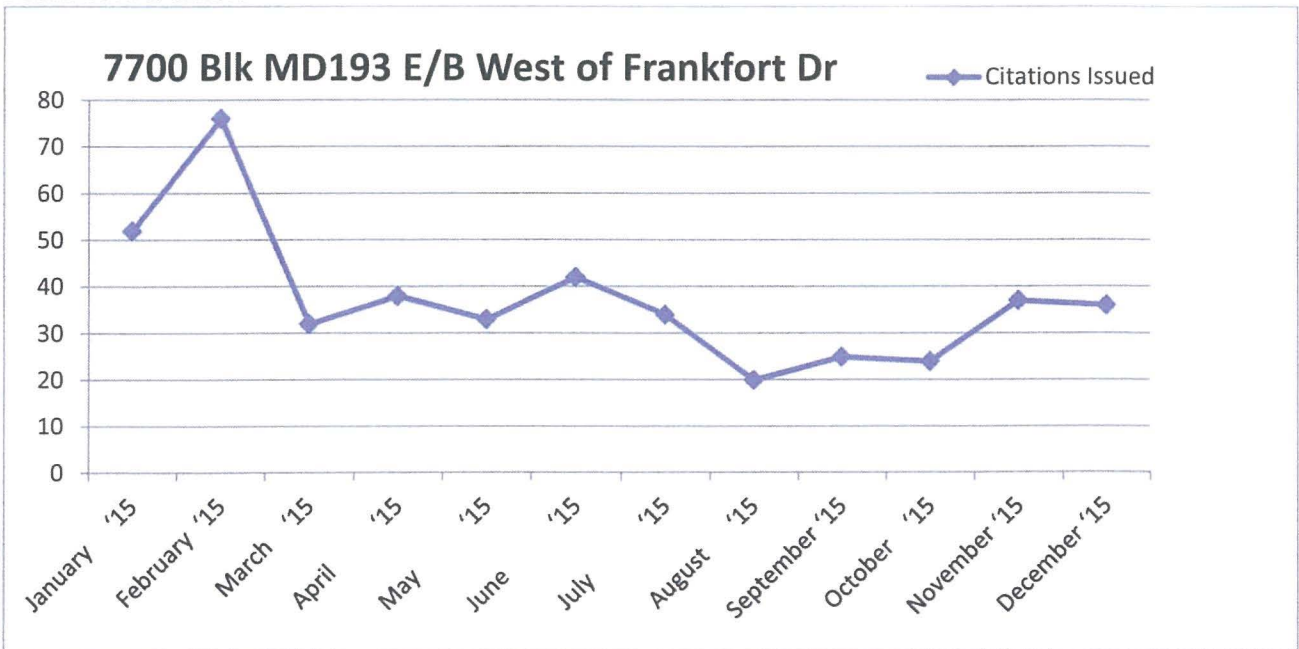
**SYNOPSIS:** SINCE AUGUST 2015 THE NUMBER OF CITATIONS ISSUED HAS INCREASED ON AVERAGE OF 31%, SHOWING A DECREASE IN SPEEDING.

# CITY OF GREENBELT


## TOTAL SPEED CITATIONS PER SPEED CAMERA SITE



**SYNOPSIS:** SINCE AUGUST 2015 THE NUMBER OF CITATIONS ISSUED HAS INCREASED ON AVERAGE OF 12%, SHOWING A DECREASE IN SPEEDING.

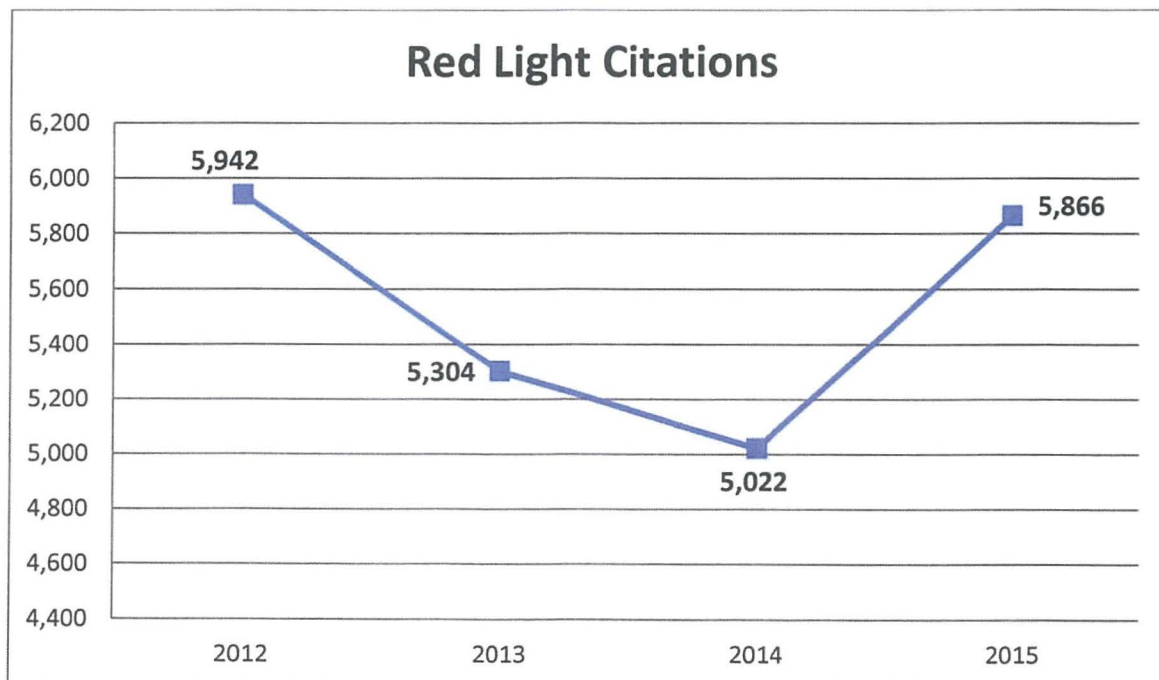
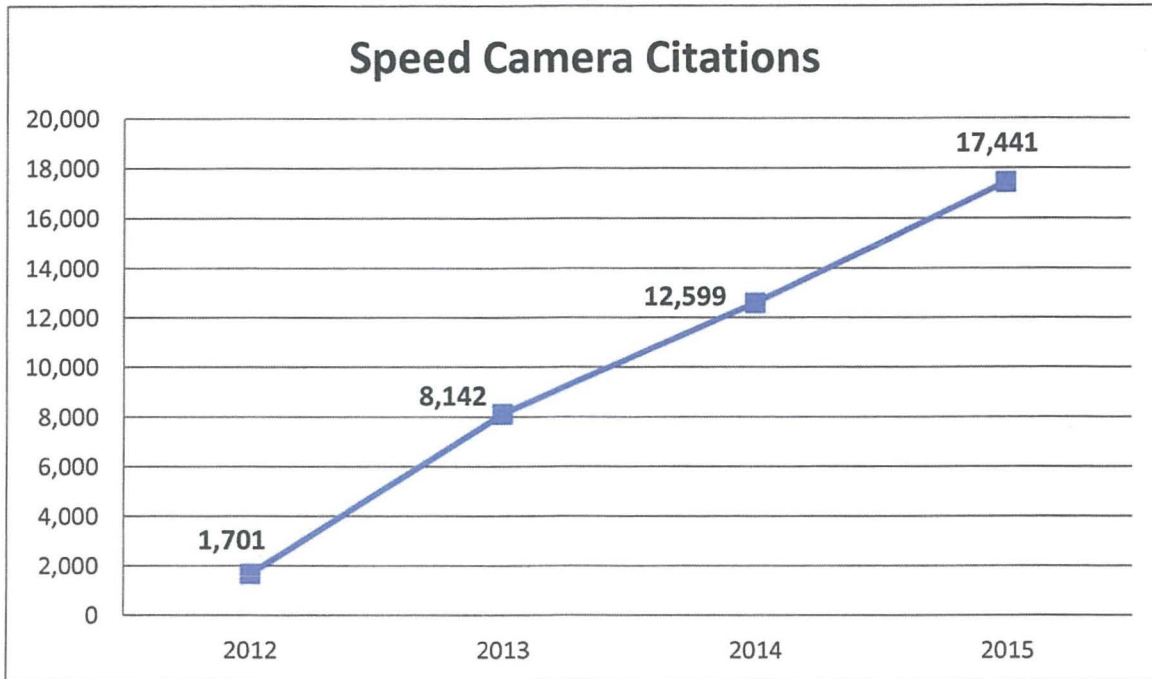


**SYNOPSIS:** SINCE FEBRUARY 2015 THE NUMBER OF CITATIONS ISSUED HAS DECREASED ON AVERAGE OF 52%, SHOWING A DECREASE IN SPEEDING.



# Greenbelt Police Department

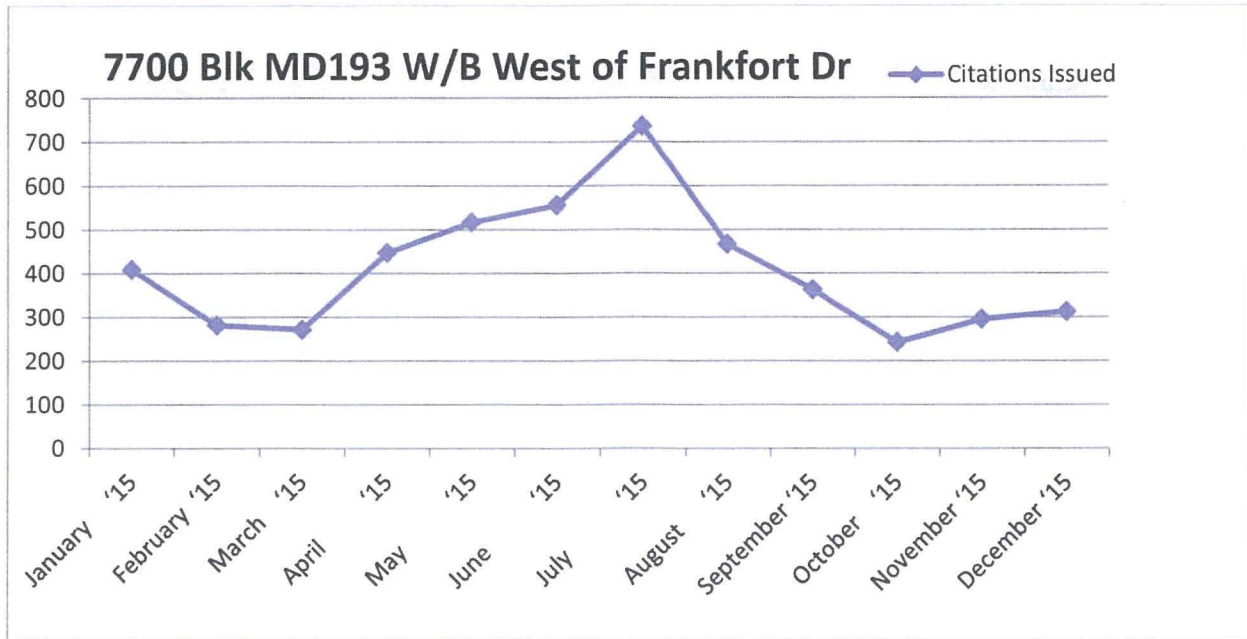
## *Automated Traffic Enforcement*



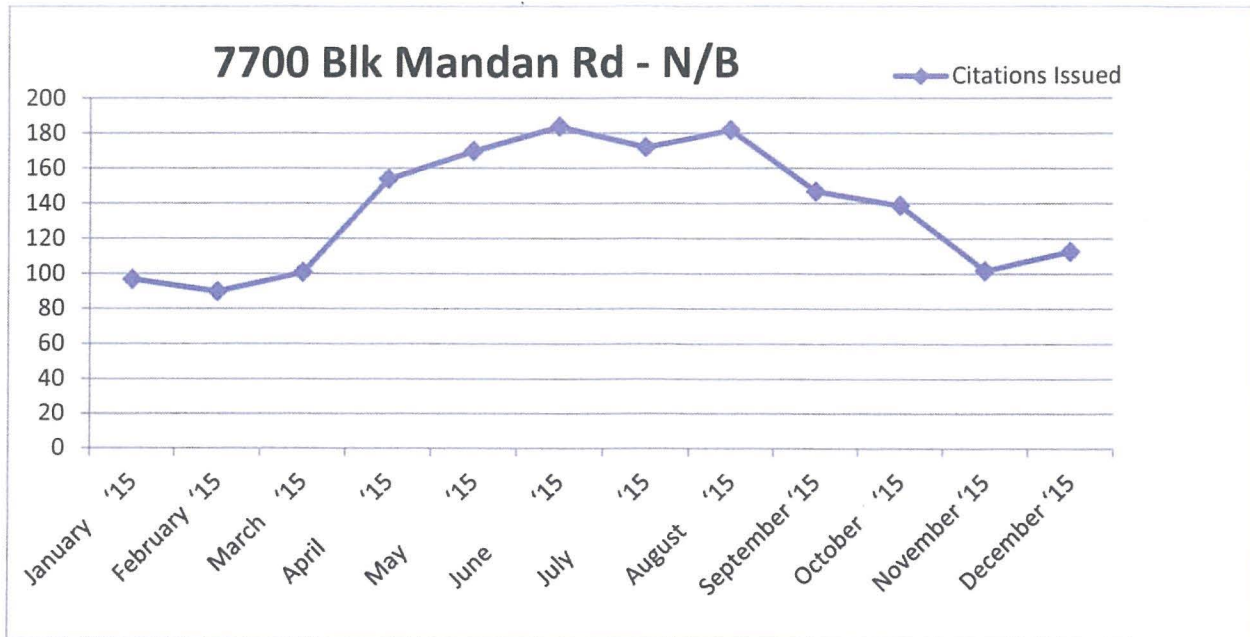
Speed Camera Locations	Citations Issued 2014	Citations Issued 2015
300 block Crescent Road	824	665
5900 block Cherrywood Lane N/B	4,615	4,972
7700 block Hanover Parkway E/B	Inactive	389
7700 block Hanover Parkway W/B	258	Inactive
7700 block Mandan Road N/B	1,693	1,632
7700 block Mandan Road S/B	Inactive	Inactive
9100 Block Edmonston Road N/B	101	Inactive
7700 Block MD 193 E/B W. Frankfort Dr	278	442
7700 block MD 193 W/B W. Frankfort Drive	4,118	4,901
5900 block Cherrywood Lane S/B	2,305	4,463
<b>Totals:</b>	<b>14,192</b>	<b>17,464</b>

# CITY OF GREENBELT

## TOTAL SPEED CITATIONS PER SPEED CAMERA SITE



**NEW SITE SYNOPSIS:** SINCE JULY 2015 THE NUMBER OF CITATIONS ISSUED HAS DECREASED ON AVERAGE OF 57%, SHOWING A DECREASE IN SPEEDING.



**NEW SITE SYNOPSIS:** SINCE JUNE 2015 THE NUMBER OF CITATIONS ISSUED HAS DECREASED ON AVERAGE OF 38%, SHOWING A DECREASE IN SPEEDING.

# CITY OF GREENBELT FINANCIAL REPORTING

## CITATIONS PAID FOR JANUARY 2015 TO DECEMBER 2015

Month	Total Collected	Collected for Greenbelt	Credit Card Processing Fees	Paid to Brekford
January-2015	\$ 59,310.00	\$ 35,586.00	\$ (465.67)	\$ 23,724.00
February-2015	\$ 58,900.00	\$ 35,340.00	\$ (554.14)	\$ 23,560.00 ✓
March-2015	\$ 50,110.00	\$ 30,066.00	\$ (636.65)	\$ 20,044.00 ✓
April-2015	\$ 45,800.00	\$ 27,480.00	\$ (493.39)	\$ 18,320.00 ✓
May-2015	\$ 43,755.00	\$ 26,253.00	\$ (458.66)	\$ 17,502.00 ✓
June-2015	\$ 45,870.00	\$ 4,286.00	\$ (469.76)	\$ 41,584.00
July-2015	\$ 50,655.00	\$ 17,189.00	\$ (489.85)	\$ 33,466.00 -
August-2015	\$ 52,600.00	\$ 24,516.00	\$ (507.73)	\$ 28,084.00
September-2015	\$ 65,314.00	\$ 37,434.00	\$ (557.32)	\$ 27,880.00
October-2015	\$ 52,825.00	\$ 26,123.00	\$ (668.06)	\$ 26,702.00
November-2015	\$ 50,465.00	\$ 24,083.00	\$ (552.90)	\$ 26,382.00 -
December-2015	\$ 40,670.00	\$ 14,992.00	\$ (538.48)	\$ 25, 678.00 -
<b>TOTAL:</b>	<b>\$ 616,274.00</b>	<b>\$ 303,348.00</b>	<b>\$ (6,392.61)</b>	<b>\$ 312,926.00</b>

### Vendor Payments

Per the contract terms regarding speed camera hardware, software and other services supplied by the vendor, forty percent (40%) of paid citations are remitted to the Brekford Corporation. It is important to note that the City of Greenbelt is sent, on a monthly basis, the entire amount of the payments received for the previous month and then billed by the Brekford Corporation for the services provided.

Between January 1, 2015 and December 31, 2015, payments in the amount of \$296,955.39 has been remitted to the Brekford Corporation to provide the necessary equipment, technical support, citation processing, call center operations and other services necessary to ensure the successful operation of the speed camera program in Greenbelt.





# Off-Duty Response 2015

<u>Call Type</u>	<u>Total</u>	<u>Call Type</u>	<u>Total</u>
911 Hangup	16	Missing Person	13
Accidents	178	Noise Complaint	40
Alarms	46	Notification	27
Animal Complaints	19	Officer in Trouble	4
Armed Subject	10	Open Door	2
Assault	13	Paper Service	3
Assist Citizen	36	Parking Complaint	62
Assist Fire Dept	7	Premise/Area Checks	17
Assist Other Agency	73	Property Damaged	3
Attempt to Locate	3	Property Found	12
Burglary	14	Property Lost	7
CDS Violation	16	Part Time	3125
Child Abuse	3	Recovered Stolen Vehicle	4
Commercial Veh. Inspection	8	Robbery	23
Cutting	3	Sex Offense	1
Death Investigation	7	SHA Notification	4
Disabled Vehicle	65	Shooting	10
Disorderly	94	Shoplifting	43
Dispute	51	Shots Fired	5
Domestic	70	Special Assignment	99
ERO Inspection	117	Stalking	1
ERU Detail	55	Stolen Vehicle	9
Escort	1	Suicide Attempted	5
Evidence	18	Suspicious Vehicle	84
Fight	44	Suspicious Person	139
Fire	2	Tampering	3
Fraud	9	Theft	77
Harassment	2	Threats	5
Indecent Exposure	4	Traffic Complaint	3
Injured Sick Person	21	Traffic Detail	5
Intoxicated Subject	29	Traffic Stop	133
Intoximeter	17	Trespassing	4
Investigation	38	Truant	1
Juvenile Complaint	9	Unattended Child	10
K-9 Use	19	Unknown Trouble	1
Lock Out	28	Unwanted Guest	2
Loitering	6	Vandalism	10
Lojack Hit	1	Warrant Service	5
Man Down	1	Welfare Check	18
Mental Subject	12		

**TOTAL OFF-DUTY RESPONSES: 5,184**

March 16, 2016

**To:** Mr. Michael McLaughlin, City Manager

**CC:** Ms. Cindy Murray, City Clerk  
Captain Thomas Kemp, Greenbelt Police Department  
Dr. Laura Kressler, Chair, Public Safety Advisory Committee, City of Greenbelt

**From:** Greenbelt Community Emergency Response Team (GCERT)

**Subject:** Annual Report of 2015 Activities and Fiscal Year (FY) 2016/2017 Goals

### **Summary of Activities for 2015**

Greenbelt CERT (GCERT) members participated in a variety of local events educating residents on how to prepare for emergencies and assisting families, seniors and residents with mobility issues in developing emergency preparedness plans. This involved handing out special materials and preparedness pamphlets, including some in Spanish and Braille.

During 2015, GCERT continued to network with other local CERTs, such as Laurel CERT and Clinton CERT and further develop our relationship with Prince George's (PG) County CERT. These relationships have been very productive, providing GCERT members with additional training opportunities and encouraging the sharing of best practices. PG County CERT sponsors Basic CERT training classes and provides members with CERT equipment. GCERT leaders volunteered at several PG CERT events and attended PG CERT training classes to introduce themselves, meet potential new GCERT members and provide information about GCERT.

GCERT and Berwyn Heights CERT (BHC) continue to have a very productive partnership. Both groups regularly participate in each other's training activities and events. Several BHC members have years of first responder and CERT experience which has saved us time and resources throughout the year. In addition, BHC donated some surplus equipment they no longer needed and that we could use. Both teams have agreed to continue this partnership during FY2016/2017.

GCERT also worked on improving its relationship with the Greenbelt Fire Department by having two members of the Fire Department talk to GCERT members about ways that GCERT members could assist the Fire Department and to discuss the possibility of collaborating in the future.

Members of GCERT participated in numerous training activities and classes to further develop their CERT skills. This includes attending CERTCON, which took place in Montgomery County in June 2015, where members took training classes and practiced CERT skills such as taping and bandaging wounds. CERTCON is the only regional CERT conference in the nation.

GCERT maintained the trailer and performed an inventory of the GCERT trailer equipment and supplies. The GCERT trailer was used as a comfort station for several local events, providing water, shelter and First Aid for people and pets.

GCERT met with PSAC to discuss GCERT activities and plans for upcoming activities. GCERT also coordinated with PSAC on our National Night Out and Neighborhood Watch training.

Six (6) new members joined GCERT in 2015, increasing our active member count to 23. Our membership list has been updated and provided to City staff.

### **2015 Activities**

- Staffed a booth during the Labor Day Festival and distributed preparedness materials from sources such as Ready.gov. Also staffed a table during the Labor Day Festival's Information Day, which was very successful.
- Provided traffic control support to the Greenbelt Police Department and marched in the Labor Day Parade.
- Received radio training and used the radios during our participation in community events. To date they have worked well, particularly during the Labor Day activities.
- Two (2) GCERT members assisted with traffic control at Buddy Attick Park on July 4th.
- Participated in Berwyn Heights CERT's Community Disaster Preparedness Day and Mass Casualty Exercise. During the Mass Casualty Exercise, two GCERT members were assigned the top two Command roles. This was invaluable experience for our team members. Laurel's Department of Emergency Management brought their Mobile Command Unit so the two GCERT members worked out of the Mobile Command Unit, learning a great deal from Laurel's Emergency Management staff.
- Took the lead organizing the National Night Out activities in Roosevelt Center and encouraged local businesses to participate. We continued the tradition of providing dessert for people who participate in the event.
- Participated in Clinton CERT's CERTEX PGC 2015 FE Exercise, which provided an opportunity for GCERT members to further develop and practice using their CERT skills. Several of our members also served as evaluators and actors for the exercise.
- Hosted a Bystander Care Training Course and Introduction to ICS training.
- Hosted a Neighborhood Watch training class taught by George Mathews. Most of the active GCERT members completed the training.

- Received a proclamation from the Greenbelt City Council during Emergency Preparedness Month.
- GCERT members participated in a variety of training activities around the region, including: Metro training; Red Cross Shelter Fundamentals (4 GCERT members are now certified to work in Red Cross shelters); Introduction to Animal Disaster Readiness; SKY-WARN Winter Weather; Red Cross First Aid/CPR/AED; Community Disaster Preparedness: Are You Ready?; and refresher Basic CERT training. One GCERT member attended the FEMA Program Manager and Train the Trainer training in Emmitsburg, MD.
- GCERT members volunteered for a large-scale Greenbelt Metro exercise and a DC-SART exercise on establishing and using an Animal Shelter in the District of Columbia, and served as role players for a National Guard Training in Washington, D.C. A GCERT member also participated in an advanced CERT training in Laurel that included a search and rescue exercise.
- A contingent of Greenbelt CERT members attended the 2015 CERTCON in Montgomery County and participated in the following workshops and training sessions: Bystander Care; How CERTs can use Chemicals to Demonstrate Hazardous Materials Properties; Red Cross Shelter Fundamentals; Advanced Wound Care; Floods – The Hazards of Floods and How to Respond Safely and Disaster Preparedness with our Other Companions: When and How to rescue Fido and Fluffy and How to Stabilize a Pet with Traumatic Injuries.
- Hosted a comfort station at the Pet Expo and National Night Out event and during the Labor Day weekend. Some of the equipment in our trailer was used during these events.
- Performed routine maintenance, reorganization and cleaning of the GCERT trailer and completed an inventory of the trailer's equipment and supplies.
- Notified GCERT members about regional and local training opportunities.
- Recruited new GCERT members and increased our active membership to 23.
- Maintained a Facebook page for CERT members.

## **Remaining FY 2015/2016 Goals**

- Joint hosting of the Amtrak and Railroad Safety training by GCERT and Berwyn Heights CERT.
- Develop and run a local Tabletop exercise with the assistance of the Homeland Security Unit Supervisor of the Greenbelt Police Department and the Berwyn Heights CERT.
- Develop a Community Bystander Care training course with the cooperation of the Greenbelt and Berwyn Heights Fire Departments. If possible, the community will be provided with a realistic on-scene car crash experience. They will learn what to do and what not to do if they encounter an accident.
- Develop a decommissioning plan for obsolete equipment.
- Assist GCERT members in conducting an inventory of their backpacks so they can replace any missing or out-of-date supplies and equipment.
- Provide GCERT members with a Greenbelt CERT ID badge and badge holder.
- Provide GCERT members with a Greenbelt CERT polo shirt to wear during community outreach and parade participation.

## **Fiscal Year 2016 Goals (FY 2016/2017)**

- Continue to participate in City-sponsored activities and educate residents about emergency planning and sheltering in place.
- Continue outreach to seniors and individuals with medical and mobility issues and assist them in their emergency planning.
- Continue to prepare to assist companion animals during a disaster by purchasing pet first aid kits, cages and other equipment and supplies. Arrange for a veterinarian who is active in disaster readiness to provide training to interested GCERT members concerning animals and disasters.
- Continue to train members and improve their CERT skills.
- Continue to educate the community about the importance of emergency planning for pets.
- Continue to use social media to recruit members, advertise events and educate the community.
- Assist in the creation of a local Community Animal Response Team (CART).
- Continue notifying members about upcoming local and area-wide training opportunities.
- Continue working with Berwyn Heights CERT to develop joint programs and trainings.

- Participate in local CERT exercises and continue networking with other local CERT groups.
- Provide traffic control activities during the Labor Day parade.
- Staff a booth and participate in Information Day during the Labor Day weekend.
- Continue to promote the GCERT trailer to increase residents' awareness of its usefulness during emergencies in the City of Greenbelt.
- Continue to maintain and upgrade the trailer to make sure that its equipment and supplies are in good condition and have not expired. Purchase additional equipment for the trailer to expand its resources and capabilities as needed.
- Explore the possibility of establishing a replacement fund for the trailer.
- Ensure GCERT is represented at Prince George's County CERT trainings and any team liaison meetings.
- Ensure that Greenbelt CERT members have adequate insurance coverage when called up for local emergencies.

## Expenditures to Date and Projected Expenditures for FY 2015/2016

The following table represents GCERT's expenditures to date. It is followed by a table listing the projected expenditures for the remainder of FY 2015/2016. Since lanyards, police whistles and CPR mouth guards were provided by the Greenbelt Police Department, the money for these items was reallocated towards the purchase of GCERT polo shirts and patches to be sown on the shirts. Please note that GCERT officers decided to stop spending until an issue with our account was clarified.

<b>Expenditures to Date</b>		
<b>Category</b>	<b>Item</b>	<b>Amount</b>
Equipment	4 USB Wall Chargers for Batteries	\$26.49
Equipment	Pro-Pac CERT Patches	\$46.85
Outreach	Information Day Application Fee	\$25.00
Outreach	National Night Out	\$87.43
Trailer Maintenance	Screws and nut setter	\$7.70
Trailer Maintenance	Ball Mount	\$31.00
Training	CPR Training (4 CERT members)	\$20.00
Training	CERT Bystander Care	\$100.00
<b>Sub-Total</b>		<b>\$344.47</b>

<b>Projected Expenditures (FY15/16)</b>		
<b>Category</b>	<b>Item</b>	<b>Amount</b>
Equipment	25 Badge Holders for CERT IDs	\$80.00
Equipment	Polo Shirts	\$350.00
Equipment	Trailer Maintenance Supplies	\$60.00
Outreach	Supplies/Materials (Tabletop Exercise, Pet Expo)	\$165.53
<b>Sub-Total</b>		<b>\$655.53</b>
<b>Total</b>		<b>\$1,000.00</b>

## Overview of FY 16/17 Budget

The following table contains Greenbelt CERT's FY 16/17 budget of \$1500.

<b>Proposed Budget for FY16/17</b>		
<b>Category</b>	<b>Item</b>	<b>Amount</b>
Equipment	Animal Catchpoles and Graspers	\$200
Equipment	Moulage Supplies	\$125
Equipment	Pet First Aid Supplies	\$150
Equipment	Six Folding Chairs	\$200
Equipment	Temporary Animal ID Collars	\$100
Equipment	Traffic Control Safety Wands (LED)	\$200
Equipment	Trailer Maintenance/Supplies	\$110
Exercise	Disaster Readiness Exercise at Buddy Attick Park	\$125
Outreach	Materials/Supplies for Events (National Night Out, Labor Day, Pet Expo)	\$200
Training	Certified Red Cross Training	\$90
<b>Total</b>		<b>\$1,500</b>